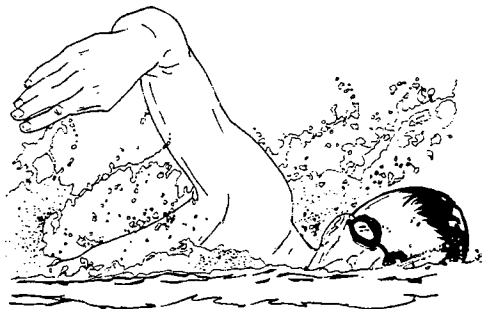
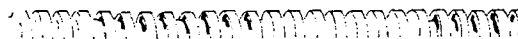




**Dover Area Aquatic
Club**

1



**1996-1997
Winter Swim Season
with
the F.C.S.L.**



**DAAC 1996 - 1997
FCSL Winter Season**

Dover 338

Dover 407

Dover 488

Dover 492.5

Dover 280

Dover 510

Dallastown 558

Spring Grove 428


Red Lion 259

Northeastern 367.5

Suburban 228

Southwestern 379

Record : 4-2



Coached by:

Gail Deller

Richard Janosky

Rob Stitely

Michele Taylor

Dear Swimmers and Parents,

The coaches of the Dover Area Aquatic Club would like to take this opportunity to thank each of you for all of your hard work and dedication to our program. We are so proud of our swimmers and their accomplishments.

We are also very proud of our program, swimmers and parents. It is through the hard work and dedication of our coaches, swimmers and parents that our program continually grows and builds. Only with the commitment of each person involved in the club to this positive climate will we achieve even greater goals. We look forward to the summer season and setting new goals as both a club and as individuals.

Sincerely,

Coach Janosky, Coach Taylor, Coach Stitely & Coach Deller

S W I M M E R R A N K I N G S R E P O R T

DOVER AREA AQUATIC CLUB
 All Swimmers - All Ages (Include Relay Points)

| PL | ID | Name | Age | Points |
|----|------|---------------------|-----|--------|
| 1 | 1026 | TAYLOR, RYAN | 10 | 136.50 |
| 2 | 1014 | JANOSKY, RICHARD | 7 | 135 |
| 3 | 1053 | TAYLOR, ERIN | 14 | 133 |
| 4 | 1019 | WILLOW, TANNER | 8 | 130 |
| 5 | 1021 | GEPFER, BREYANNA | 10 | 123.75 |
| 6 | 1015 | MELHORN, SHANE | 9 | 123.50 |
| 7 | 1029 | BOYD, ERIN | 12 | 121 |
| 7 | 1017 | RUBRITZ, JONATHAN | 7 | 121 |
| 9 | 1002 | FLOWERS, NICOLE | 8 | 112.50 |
| 10 | 1057 | BUBB, GRANT | 14 | 112.25 |
| 11 | 1090 | RUPPERT, DANIEL | 8 | 107 |
| 11 | 1061 | KENNEY, JUSTIN | 14 | 107 |
| 13 | 1036 | SPANGLER, STEPHANIE | 12 | 103 |
| 14 | 1042 | SPANGLER, ADAM | 13 | 102.75 |
| 15 | 1056 | BOYER, DAVID | 14 | 102 |
| 16 | 1089 | RUPPERT, NATHAN | 11 | 101 |
| 17 | 1038 | TAYLOR, LINDSAY | 12 | 98.50 |
| 18 | 1114 | BARTKOWSKI, CHRIS | 12 | 96 |
| 19 | 1047 | LANE, CARRIE | 14 | 95 |
| 20 | 1011 | ARMSTEAD, RYAN | 7 | 91.25 |
| 21 | 1115 | HOFFMAN, TRAVIS | 12 | 87 |
| 22 | 1027 | WILEY, ADAM | 10 | 83.50 |
| 23 | 1087 | CALDWELL, TOM | 9 | 82.50 |
| 24 | 1054 | WILLOW, ASHLEY | 14 | 81 |
| 25 | 1008 | LAWRENCE, KRISTA | 9 | 73.25 |
| 26 | 1007 | LANE, CATHERINE | 7 | 61 |
| 27 | 1032 | MELHORN, MEGAN | 12 | 59.50 |
| 28 | 1103 | DESIMONE, ALICIA | 6 | 54 |
| 29 | 1095 | BUCHANAN, DANNY | 9 | 53 |
| 30 | 1022 | RUBRITZ, ELIZABETH | 10 | 52.25 |
| 31 | 1043 | MARCH, MATTHEW | 13 | 50.50 |
| 32 | 1060 | HOOVER, JOEY | 14 | 48 |
| 33 | 1024 | SPANGLER, DANIELLE | 11 | 47.50 |
| 34 | 1005 | HOFFMAN, JENNIFER | 9 | 45.75 |
| 35 | 1037 | STAHLE, SAMI JO | 13 | 41.50 |
| 36 | 1101 | DELLER, ERIK | 7 | 39.75 |
| 37 | 1106 | MATHISON, JIMMY | 10 | 38.50 |
| 38 | 1112 | TAWNEY, DJ | 13 | 36 |
| 39 | 1030 | BRILLHART, TIFFANY | 13 | 32.50 |
| 40 | 1108 | DESIMONE, KARA | 9 | 28.50 |
| 41 | 1116 | LEIRER, EVAN | 12 | 25 |
| 42 | 1052 | RICHARDS, CATHY | 14 | 23.50 |
| 43 | 1110 | HOWELL, CAITLIN | 10 | 23 |
| 44 | 1113 | WAGNER, HEATHER | 11 | 19 |
| 45 | 1006 | HOFFMAN, JESSICA | 9 | 17.50 |
| 46 | 1105 | MATHISON, JEFF | 9 | 17 |
| 47 | 1096 | BUCHANAN, CASEY | 14 | 15.50 |
| 48 | 1004 | GREENFIELD, AMY | 9 | 12.50 |

S W I M M E R R A N K I N G S R E P O R T

DOVER AREA AQUATIC CLUB

All Swimmers - All Ages (Include Relay Points)

| PL | ID | Name | Age | Points |
|----|------|----------------------|-----|--------|
| 49 | 1100 | SECHRIST, NANCY | 9 | 10.50 |
| 50 | 1041 | HAINES, ADAM | 13 | 10 |
| 51 | 1031 | GIBSON, CANDICE | 13 | 9.50 |
| 51 | 1085 | ARNOLD, JESSICA | 10 | 9.50 |
| 51 | 1049 | MILLER, QUINN | 14 | 9.50 |
| 51 | 1034 | REDDING, BETH | 12 | 9.50 |
| 55 | 1111 | SCHRUM, SARA | 10 | 9 |
| 55 | 1104 | JANOSKY, CHRISTINA | 4 | 9 |
| 57 | 1063 | LITTLE, ERICA | 13 | 8.50 |
| 58 | 1118 | LEIRER, JODI | 14 | 7 |
| 59 | 1119 | DESIMONE, CAMERON | 5 | 5 |
| 60 | 1079 | MESSERSMITH, JESSICA | 9 | 4.50 |
| 61 | 1062 | PLAPPERT, MICHAEL | 14 | 4 |
| 62 | 1109 | EVANS, MARY | 10 | 3.50 |
| 63 | 1107 | ACWORTH, ALEX | 10 | 3 |

M E E T R E S U L T S R E P O R T

DOVER AREA AQUATIC CLUB Course: Yards
DALLASTOWN 11/23/96

| Time | Relay | Age | PL | Pts | Improv |
|-------------|--------------------|--------------------|--------------------|--------------------|--------|
| Mixed Event | 1 100 Medley | 8 & Under | RELAY | | |
| 2:08.17 | A | | 2 | 4 | - |
| | DESIMONE, ALICIA | JANOSKY, CHRISTINA | FLOWERS, NICOLE | LANE, CATHERINE | |
| Mixed Event | 2 100 Medley | 8 & Under | RELAY | | |
| 1:28.57 | A | | 1 | 8 | - |
| | ARMSTEAD, RYAN | RUBRITZ, JONATHAN | WILLOW, TANNER | JANOSKY, RICHARD | |
| Mixed Event | 3 200 Medley | 9-10 | RELAY | | |
| 2:51.75 | A | | 2 | 4 | - |
| | GEPPER, BREYANNA | HOFFMAN, JENNIFER | LAWRENCE, KRISTA | RUBRITZ, ELIZABETH | |
| 3:18.59 | B | | 4 | - | - |
| | GREENFIELD, AMY | HOWELL, CAITLIN | HOFFMAN, JESSICA | SECHRIST, NANCY | |
| 3:54.51 | C | | 5 | - | - |
| | ARNOLD, JESSICA | | | MESSERSMITH, JESSI | |
| Mixed Event | 4 200 Medley | 9-10 | RELAY | | |
| 2:52.08 | A | | 2 | 4 | - |
| | BUCHANAN, DANNY | CALDWELL, TOM | MELHORN, SHANE | TAYLOR, RYAN | |
| Mixed Event | 5 200 Medley | 11-12 | RELAY | | |
| 2:18.98 | A | | 2 | 4 | - |
| | BOYD, ERIN | SPANGLER, STEPHANI | MELHORN, MEGAN | TAYLOR, LINDSAY | |
| Mixed Event | 7 200 Medley | 13-14 | RELAY | | |
| 2:12.44 | A | | 3 | 2 | - |
| | LANE, CARRIE | RICHARDS, CATHY | WILLOW, ASHLEY | TAYLOR, ERIN | |
| 2:34.26 | B | | 5 | - | - |
| | BRILLHART, TIFFANY | GIBSON, CANDICE | SPANGLER, DANIELLE | REDDING, BETH | |
| Mixed Event | 8 200 Medley | 13-14 | RELAY | | |
| 2:00.54 | A | | 2 | 4 | - |
| | SPANGLER, ADAM | KENNEY, JUSTIN | BOYER, DAVID | BUBB, GRANT | |
| 3:05.65 | B | | - | - | - |
| | PLAPPERT, MICHAEL | RUPPERT, NATHAN | TAWNEY, DJ | BUCHANAN, CASEY | |
| Girls Event | 9 25 Fly | 8 & Under | | | |
| 19.51 | | | 8 | 1 | 6 |
| | FLOWERS, NICOLE | | | | + 1.55 |
| Boys Event | 10 25 Fly | 8 & Under | | | |
| 21.04 | | | 7 | 1 | 6 |
| | JANOSKY, RICHARD | | | | + 2.29 |
| 23.15 | | | 7 | 2 | 4 |
| | RUBRITZ, JONATHAN | | | | + 3.87 |
| Girls Event | 11 50 Fly | 9-10 | | | |
| 43.52 | | | 9 | 2 | 4 |
| | LAWRENCE, KRISTA | | | | + 4.92 |
| 49.43 | | | 10 | 4 | 2 |
| | HOWELL, CAITLIN | | | | + 1.73 |
| 53.43 | | | 9 | 5 | 1 |
| | DESIMONE, KARA | | | | + 3.54 |

M E E T R E S U L T S R E P O R T

DOVER AREA AQUATIC CLUB Course: Yards
 DALLASTOWN 11/23/96

| Time | Swimmer | Age | PL | Pts | Improv |
|----------------|--------------------|-----|----|-----|--------|
| ----- | | | | | |
| Boys Event 12 | 50 Fly 9-10 | | | | |
| 38.43 | TAYLOR, RYAN | 10 | 2 | 4 | + .83 |
| 53.03 | BUCHANAN, DANNY | 9 | 5 | 1 | + 1.12 |
| Girls Event 13 | 50 Fly 11-12 | | | | |
| 32.27 | BOYD, ERIN | 12 | 1 | 6 | + .34 |
| 50.53 | WAGNER, HEATHER | 11 | 3 | 3 | - 3.30 |
| Girls Event 15 | 100 Fly 13-14 | | | | |
| 1:07.16 | TAYLOR, ERIN | 14 | 1 | 6 | - .63 |
| 1:17.32 | LANE, CARRIE | 14 | 5 | 1 | - |
| Boys Event 16 | 100 Fly 13-14 | | | | |
| 1:07.96 | BOYER, DAVID | 14 | 2 | 4 | + 3.66 |
| 2:14.02 | PLAPPERT, MICHAEL | 14 | 4 | 2 | -11.42 |
| Girls Event 17 | 50 Free 8 & Under | | | | |
| 57.30 | LANE, CATHERINE | 7 | 4 | 2 | - |
| Boys Event 18 | 50 Free 8 & Under | | | | |
| 42.12 | ARMSTEAD, RYAN | 7 | 2 | 4 | - 3.76 |
| 42.68 | JANOSKY, RICHARD | 7 | 3 | 3 | + 3.39 |
| Girls Event 19 | 100 Free 9-10 | | | | |
| 1:33.98 | RUBRITZ, ELIZABETH | 10 | 4 | 2 | - .81 |
| 1:36.46 | SECHRIST, NANCY | 9 | 5 | 1 | -10.60 |
| Girls Event 21 | 100 Free 11-12 | | | | |
| 1:04.15 | BOYD, ERIN | 12 | 1 | 6 | + .60 |
| 1:08.15 | TAYLOR, LINDSAY | 12 | 2 | 4 | - .71 |
| Girls Event 23 | 100 Free 13-14 | | | | |
| 1:10.42 | BRILLHART, TIFFANY | 13 | 4 | 2 | - |
| 1:15.67 | RICHARDS, CATHY | 14 | 5 | 1 | - .31 |
| Boys Event 24 | 100 Free 13-14 | | | | |
| 59.61 | KENNEY, JUSTIN | 14 | 2 | 4 | + 1.67 |
| 1:00.67 | BUBB, GRANT | 14 | 3 | 3 | + 3.03 |
| 1:19.23 | TAWNEY, DJ | 13 | 4 | 2 | + 6.45 |
| Girls Event 25 | 25 Back 8 & Under | | | | |
| 25.90 | DESIMONE, ALICIA | 6 | 2 | 4 | + 1.59 |
| 50.85 | JANOSKY, CHRISTINA | 4 | 5 | 1 | +14.22 |
| Boys Event 26 | 25 Back 8 & Under | | | | |
| 21.34 | WILLOW, TANNER | 8 | 1 | 6 | + .59 |
| 30.31 | DELLER, ERIK | 7 | 4 | 2 | + 5.90 |

M E E T R E S U L T S R E P O R T

DOVER AREA AQUATIC CLUB Course: Yards
 DALLASTOWN 11/23/96

| Time | Swimmer | Age | PL | Pts | Improv. |
|----------------|----------------------|-----|----|-----|---------|
| ----- | | | | | |
| Girls Event 27 | 50 Back 9-10 | | | | |
| 34.89 | GEPFER, BREYANNA | 10 | 1 | 6 | - 1.56 |
| 51.87 | GREENFIELD, AMY | 9 | 4 | 2 | + 1.78 |
| 55.52 | MESSERSMITH, JESSICA | 9 | 5 | 1 | - 2.57 |
| Boys Event 28 | 50 Back 9-10 | | | | |
| 39.74 | TAYLOR, RYAN | 10 | 1 | 6 | - .12 |
| 46.72 | CALDWELL, TOM | 9 | 3 | 3 | + .99 |
| Girls Event 29 | 50 Back 11-12 | | | | |
| 36.77 | SPANGLER, STEPHANIE | 12 | 2 | 4 | + 1.09 |
| 38.95 | MELHORN, MEGAN | 12 | 4 | 2 | - .76 |
| 42.92 | REDDING, BETH | 12 | 6 | - | - |
| Boys Event 30 | 50 Back 11-12 | | | | |
| 42.81 | RUPPERT, NATHAN | 11 | 3 | 3 | + 1.94 |
| Girls Event 31 | 100 Back 13-14 | | | | |
| 1:12.99 | LANE, CARRIE | 14 | 2 | 4 | - |
| 1:16.49 | WILLOW, ASHLEY | 14 | 4 | 2 | - .18 |
| Boys Event 32 | 100 Back 13-14 | | | | |
| 2:13.96 | PLAPPERT, MICHAEL | 14 | 4 | 2 | +68.01 |
| Girls Event 33 | 25 Free 8 & Under | | | | |
| 17.07 | FLOWERS, NICOLE | 8 | 1 | 6 | - .47 |
| 1:11.98 | JANOSKY, CHRISTINA | 4 | 5 | 1 | +30.78 |
| Boys Event 34 | 25 Free 8 & Under | | | | |
| 17.77 | RUPPERT, DANIEL | 8 | 1 | 6 | - .37 |
| 19.48 | ARMSTEAD, RYAN | 7 | 3 | 3 | + 1.52 |
| 26.90 | DELLER, ERIK | 7 | 5 | 1 | + 3.73 |
| Girls Event 35 | 50 Free 9-10 | | | | |
| 35.11 | LAWRENCE, KRISTA | 9 | 1 | 6 | - .16 |
| 44.44 | HOFFMAN, JESSICA | 9 | 3 | 3 | + 2.23 |
| 46.19 | ACWORTH, ALEX | 10 | - | - | + 1.66 |
| 48.43 | GREENFIELD, AMY | 9 | - | - | + .47 |
| 48.67 | ARNOLD, JESSICA | 10 | 5 | 1 | - 1.96 |
| 57.12 | MESSERSMITH, JESSICA | 9 | - | - | - 8.69 |
| Boys Event 36 | 50 Free 9-10 | | | | |
| 34.32 | MELHORN, SHANE | 9 | 1 | 6 | + .56 |
| Girls Event 37 | 50 Free 11-12 | | | | |
| 30.43 | SPANGLER, STEPHANIE | 12 | 1 | 6 | - .01 |
| 35.22 | REDDING, BETH | 12 | 2 | 4 | - |

M E E T R E S U L T S R E P O R T

DOVER AREA AQUATIC CLUB Course: Yards
DALLASTOWN 11/23/96

| Time | Swimmer | Age | PL | Pts | Improv |
|----------------|---------------------|-----|----|-----|--------|
| Boys Event 38 | 50 Free 11-12 | | | | |
| 32.88 | RUPPERT, NATHAN | 11 | 4 | 2 | + .25 |
| Girls Event 39 | 50 Free 13-14 | | | | |
| 34.07 | GIBSON, CANDICE | 13 | 4 | 2 | - .42 |
| 34.61 | RICHARDS, CATHY | 14 | 5 | 1 | + 3.26 |
| Boys Event 40 | 50 Free 13-14 | | | | |
| 26.67 | KENNEY, JUSTIN | 14 | 1 | 6 | + .57 |
| 27.02 | BUBB, GRANT | 14 | 3 | 3 | + .90 |
| Girls Event 41 | 100 IM 9-10 | | | | |
| 1:21.34 | GEPFER, BREYANNA | 10 | 1 | 6 | - 2.52 |
| 1:49.21 | RUBRITZ, ELIZABETH | 10 | 5 | 1 | + 6.28 |
| 1:51.71 | HOFFMAN, JENNIFER | 9 | 6 | - | + 3.44 |
| Boys Event 42 | 100 IM 9-10 | | | | |
| 1:45.98 | CALDWELL, TOM | 9 | 2 | 4 | - |
| Girls Event 43 | 100 IM 11-12 | | | | |
| 1:26.90 | MELHORN, MEGAN | 12 | 2 | 4 | - |
| 1:28.25 | SPANGLER, DANIELLE | 11 | 3 | 3 | + .81 |
| Girls Event 45 | 200 IM 13-14 | | | | |
| 2:27.34 | TAYLOR, ERIN | 14 | 1 | 6 | - 2.89 |
| 2:54.79 | BRILLHART, TIFFANY | 13 | 5 | 1 | - |
| Boys Event 46 | 200 IM 13-14 | | | | |
| 2:32.22 | SPANGLER, ADAM | 13 | 3 | 3 | - .91 |
| 2:32.44 | BOYER, DAVID | 14 | 4 | 2 | + 2.22 |
| Girls Event 47 | 25 Breast 8 & Under | | | | |
| 33.40 | LANE, CATHERINE | 7 | 3 | 3 | + .34 |
| 34.60 | DESIMONE, ALICIA | 6 | 4 | 2 | + 1.86 |
| Boys Event 48 | 25 Breast 8 & Under | | | | |
| 24.03 | RUBRITZ, JONATHAN | 7 | 2 | 4 | + 1.17 |
| 25.56 | RUPPERT, DANIEL | 8 | 3 | 3 | + 1.50 |
| 26.03 | WILLOW, TANNER | 8 | 4 | 2 | + .06 |
| Girls Event 49 | 50 Breast 9-10 | | | | |
| 50.36 | HOFFMAN, JENNIFER | 9 | 3 | 3 | + .81 |
| 50.90 | HOFFMAN, JESSICA | 9 | 4 | 2 | + .82 |
| 54.04 | ARNOLD, JESSICA | 10 | - | - | + 3.78 |
| 56.54 | SECHRIST, NANCY | 9 | - | - | - 3.21 |
| 59.42 | HOWELL, CAITLIN | 10 | 6 | - | + .53 |
| 1:00.16 | DESIMONE, KARA | 9 | - | - | - |

M E E T R E S U L T S R E P O R T

DOVER AREA AQUATIC CLUB Course: Yards
DALLASTOWN 11/23/96

| Time | Swimmer | Age | PL | Pts | Improv |
|----------------|--|-----|----|--------------------|--------|
| ----- | | | | | |
| Boys Event 50 | 50 Breast 9-10 | | | | |
| 43.57 | MELHORN, SHANE | 9 | 2 | 4 | + .64 |
| 56.57 | BUCHANAN, DANNY | 9 | 3 | 3 | + 4.36 |
| Girls Event 51 | 50 Breast 11-12 | | | | |
| 39.32 | TAYLOR, LINDSAY | 12 | 1 | 6 | + 1.29 |
| 42.18 | SPANGLER, DANIELLE | 11 | 3 | 3 | + 1.06 |
| 57.15 | WAGNER, HEATHER | 11 | 6 | - | - |
| Girls Event 53 | 100 Breast 13-14 | | | | |
| 1:21.60 | WILLOW, ASHLEY | 14 | 3 | 3 | - .99 |
| 1:49.12 | GIBSON, CANDICE | 13 | 5 | 1 | - 6.09 |
| Boys Event 54 | 100 Breast 13-14 | | | | |
| 1:14.20 | SPANGLER, ADAM | 13 | 1 | 6 | + 3.75 |
| 1:39.83 | TAWNEY, DJ | 13 | 3 | 3 | +10.75 |
| Mixed Event 55 | 100 Free 8 & Under RELAY | | | | |
| 1:31.01 | A | | 2 | 4 | - |
| | DESIMONE, ALICIA FLOWERS, NICOLE LANE, CATHERINE | | | DELLER, ERIK | |
| Mixed Event 56 | 100 Free 8 & Under RELAY | | | | |
| 1:16.75 | A | | 1 | 8 | - |
| | ARMSTEAD, RYAN JANOSKY, RICHARD WILLOW, TANNER | | | RUBRITZ, JONATHAN | |
| Mixed Event 57 | 200 Free 9-10 RELAY | | | | |
| 2:34.47 | A | | 1 | 8 | - |
| | GEPFER, BREYANNA LAWRENCE, KRISTA RUBRITZ, ELIZABETH HOFFMAN, JENNIFER | | | HOFFMAN, JENNIFER | |
| 2:59.67 | B | | 2 | 4 | - |
| | GREENFIELD, AMY HOWELL, CAITLIN HOFFMAN, JESSICA SECHRIST, NANCY | | | SECHRIST, NANCY | |
| 3:16.29 | C | | 4 | - | - |
| | ARNOLD, JESSICA DESIMONE, KARA MESSERSMITH, JESSI | | | MESSERSMITH, JESSI | |
| Mixed Event 58 | 200 Free 9-10 RELAY | | | | |
| 2:35.27 | A | | 2 | 4 | - |
| | BUCHANAN, DANNY CALDWELL, TOM MELHORN, SHANE TAYLOR, RYAN | | | TAYLOR, RYAN | |
| Mixed Event 59 | 200 Free 11-12 RELAY | | | | |
| 2:02.58 | A | | 2 | 4 | - |
| | BOYD, ERIN SPANGLER, STEPHANI TAYLOR, LINDSAY MELHORN, MEGAN | | | MELHORN, MEGAN | |
| Mixed Event 61 | 200 Free 13-14 RELAY | | | | |
| 1:59.27 | A | | 3 | 2 | - |
| | TAYLOR, ERIN RICHARDS, CATHY WILLOW, ASHLEY LANE, CARRIE | | | LANE, CARRIE | |
| 2:27.76 | B | | 5 | - | - |
| | SPANGLER, DANIELLE BRILLHART, TIFFANY WAGNER, HEATHER GIBSON, CANDICE | | | GIBSON, CANDICE | |

M E E T R E S U L T S R E P O R T

DOVER AREA AQUATIC CLUB Course: Yards
 DALLASTOWN 11/23/96

| Time | Relay | Age | PL | Pts | Improv |
|----------------|----------------------|-----------------|-----------------|--------------|--------|
| Mixed Event 62 | 200 Free 13-14 RELAY | | | | |
| 1:49.84 | A | | 2 | 4 | - |
| | SPANGLER, ADAM | KENNEY, JUSTIN | BUBB, GRANT | BOYER, DAVID | |
| 2:39.74 | B | | 4 | - | - |
| | PLAPPERT, MICHAEL | BUCHANAN, CASEY | RUPPERT, NATHAN | TAWNEY, DJ | |

M E E T R E S U L T S R E P O R T

DOVER AREA AQUATIC CLUB Course: Yards
 SPRING GROVE 12/14/96

| Time | Relay | Age | PL | Pts | Improv |
|-------------|-------------------------------------|-------------------|-------|--------------------|--------|
| Mixed Event | 1 100 Medley | 8 & Under | RELAY | | |
| 2:22.22 | A | | 2 | 4 | - |
| | JANOSKY, CHRISTINA DESIMONE, ALICIA | LANE, CATHERINE | | DELLER, ERIK | |
| Mixed Event | 2 100 Medley | 8 & Under | RELAY | | |
| 1:30.89 | A | | 1 | 8 | - |
| | JANOSKY, RICHARD WILLOW, TANNER | RUBRITZ, JONATHAN | | ARMSTEAD, RYAN | |
| Mixed Event | 3 200 Medley | 9-10 | RELAY | | |
| 3:01.00 | B | | 2 | 4 | - |
| | GREENFIELD, AMY HOFFMAN, JENNIFER | LAWRENCE, KRISTA | | RUBRITZ, ELIZABETH | |
| 3:18.11 | A | | 3 | 2 | - |
| | SCHRUM, SARA HOWELL, CAITLIN | HOFFMAN, JESSICA | | SECHRIST, NANCY | |
| Mixed Event | 4 200 Medley | 9-10 | RELAY | | |
| 2:41.41 | A | | 1 | 8 | - |
| | TAYLOR, RYAN WILEY, ADAM | MELHORN, SHANE | | CALDWELL, TOM | |
| Mixed Event | 5 200 Medley | 11-12 | RELAY | | |
| 2:17.86 | A | | 2 | 4 | - |
| | TAYLOR, LINDSAY BOYD, ERIN | MELHORN, MEGAN | | SPANGLER, STEPHANI | |
| Mixed Event | 7 200 Medley | 13-14 | RELAY | | |
| 2:10.91 | A | | 1 | 8 | - |
| | LANE, CARRIE LEIRER, JODI | TAYLOR, ERIN | | WILLOW, ASHLEY | |
| Mixed Event | 8 200 Medley | 13-14 | RELAY | | |
| 1:57.62 | A | | 1 | 8 | - |
| | BOYER, DAVID HOOVER, JOEY | KENNEY, JUSTIN | | SPANGLER, ADAM | |
| 2:24.70 | B | | 3 | 2 | - |
| | BUBB, GRANT TAWNEY, DJ | MARCH, MATTHEW | | HAINES, ADAM | |
| Girls Event | 9 25 Fly | 8 & Under | | | |
| 28.63 | LANE, CATHERINE | 7 | 3 | 3 | -13.53 |
| Boys Event | 10 25 Fly | 8 & Under | | | |
| 19.05 | JANOSKY, RICHARD | 7 | 2 | 4 | + .30 |
| 21.08 | RUBRITZ, JONATHAN | 7 | 3 | 3 | + 1.80 |
| Girls Event | 11 50 Fly | 9-10 | | | |
| 40.86 | LAWRENCE, KRISTA | 9 | 2 | 4 | + 2.26 |
| 50.59 | DESIMONE, KARA | 9 | 3 | 3 | + .70 |
| 55.64 | HOFFMAN, JESSICA | 9 | 4 | 2 | - |
| Boys Event | 12 50 Fly | 9-10 | | | |
| 39.04 | TAYLOR, RYAN | 10 | 1 | 6 | + 1.44 |
| 51.91 | BUCHANAN, DANNY | 9 | 3 | 3 | - 1.12 |

M E E T R E S U L T S R E P O R T

DOVER AREA AQUATIC CLUB Course: Yards
 SPRING GROVE 12/14/96

| Time | Swimmer | Age | PL | Pts | Improv |
|----------------|--------------------|-----|----|-----|--------|
| ----- | | | | | |
| Girls Event 13 | 50 Fly 11-12 | | | | |
| 32.10 | BOYD, ERIN | 12 | 2 | 4 | + .17 |
| 1:00.09 | WAGNER, HEATHER | 11 | 5 | 1 | + 9.56 |
| Boys Event 14 | 50 Fly 11-12 | | | | |
| 41.38 | LEIRER, EVAN | 12 | 1 | 6 | - 1.92 |
| Girls Event 15 | 100 Fly 13-14 | | | | |
| 1:23.35 | BRILLHART, TIFFANY | 13 | 3 | 3 | - 4.41 |
| 1:25.38 | LEIRER, JODI | 14 | 4 | 2 | - |
| Boys Event 16 | 100 Fly 13-14 | | | | |
| 1:06.77 | BOYER, DAVID | 14 | 2 | 4 | + 2.47 |
| 1:33.25 | MARCH, MATTHEW | 13 | 4 | 2 | - 1.51 |
| Girls Event 17 | 50 Free 8 & Under | | | | |
| 55.45 | DESIMONE, ALICIA | 6 | 4 | 2 | - |
| Boys Event 18 | 50 Free 8 & Under | | | | |
| 46.12 | ARMSTEAD, RYAN | 7 | 1 | 6 | + 4.00 |
| 46.50 | WILLOW, TANNER | 8 | 2 | 4 | - |
| Girls Event 19 | 100 Free 9-10 | | | | |
| 1:19.80 | LAWRENCE, KRISTA | 9 | 2 | 4 | - .17 |
| 1:36.03 | HOWELL, CAITLIN | 10 | 4 | 2 | + 4.23 |
| 1:47.06 | SECHRIST, NANCY | 9 | 6 | - | +10.60 |
| Boys Event 20 | 100 Free 9-10 | | | | |
| 1:14.85 | TAYLOR, RYAN | 10 | 2 | 4 | + .70 |
| 1:37.57 | CALDWELL, TOM | 9 | 3 | 3 | - |
| Girls Event 21 | 100 Free 11-12 | | | | |
| 1:10.17 | TAYLOR, LINDSAY | 12 | 3 | 3 | + 2.02 |
| 1:15.89 | MELHORN, MEGAN | 12 | 4 | 2 | - |
| Boys Event 22 | 100 Free 11-12 | | | | |
| 1:12.80 | RUPPERT, NATHAN | 11 | 1 | 6 | - .96 |
| Girls Event 23 | 100 Free 13-14 | | | | |
| 1:00.40 | TAYLOR, ERIN | 14 | 1 | 6 | - .92 |
| 1:16.71 | LITTLE, ERICA | 13 | 5 | 1 | - 1.10 |
| Boys Event 24 | 100 Free 13-14 | | | | |
| 58.48 | BUBB, GRANT | 14 | 2 | 4 | + .84 |
| 58.50 | KENNEY, JUSTIN | 14 | 3 | 3 | + .56 |
| 1:12.82 | HAINES, ADAM | 13 | 5 | 1 | - 5.29 |

M E E T R E S U L T S R E P O R T

DOVER AREA AQUATIC CLUB Course: Yards
 SPRING GROVE 12/14/96

| Time | Swimmer | Age | PL | Pts | Improv |
|-------------|----------------------|-----|----|-----|--------|
| ----- | | | | | |
| Girls Event | 25 25 Back 8 & Under | | | | |
| 39.46 | JANOSKY, CHRISTINA | 4 | - | - | + 2.83 |
| Boys Event | 26 25 Back 8 & Under | | | | |
| 20.75 | WILLOW, TANNER | 8 | 1 | 6 | - .59 |
| 22.97 | RUPPERT, DANIEL | 8 | 2 | 4 | + .21 |
| 27.28 | DELLER, ERIK | 7 | 6 | - | + 2.87 |
| Girls Event | 27 50 Back 9-10 | | | | |
| 48.40 | RUBRITZ, ELIZABETH | 10 | 2 | 4 | - |
| 52.67 | GREENFIELD, AMY | 9 | 4 | 2 | + 2.58 |
| 54.13 | EVANS, MARY | 10 | - | - | - |
| 54.68 | SCHRUM, SARA | 10 | 5 | 1 | - |
| Boys Event | 28 50 Back 9-10 | | | | |
| 42.19 | WILEY, ADAM | 10 | 2 | 4 | + .09 |
| 47.96 | CALDWELL, TOM | 9 | 3 | 3 | + 2.23 |
| Girls Event | 29 50 Back 11-12 | | | | |
| 35.68 | SPANGLER, STEPHANIE | 12 | 1 | 6 | - .26 |
| 40.54 | MELHORN, MEGAN | 12 | 4 | 2 | + 1.59 |
| Boys Event | 30 50 Back 11-12 | | | | |
| 40.87 | RUPPERT, NATHAN | 11 | 1 | 6 | - .08 |
| Girls Event | 31 100 Back 13-14 | | | | |
| 1:16.67 | WILLOW, ASHLEY | 14 | 2 | 4 | + .18 |
| 1:26.49 | RICHARDS, CATHY | 14 | 4 | 2 | + 3.07 |
| Boys Event | 32 100 Back 13-14 | | | | |
| 1:06.20 | HOOVER, JOEY | 14 | 2 | 4 | + .86 |
| Girls Event | 33 25 Free 8 & Under | | | | |
| 24.46 | LANE, CATHERINE | 7 | 2 | 4 | + 2.52 |
| 49.23 | JANOSKY, CHRISTINA | 4 | 5 | 1 | + 8.03 |
| Boys Event | 34 25 Free 8 & Under | | | | |
| 17.58 | JANOSKY, RICHARD | 7 | 1 | 6 | - 1.87 |
| 20.09 | ARMSTEAD, RYAN | 7 | 2 | 4 | + 2.13 |
| 26.04 | DELLER, ERIK | 7 | 5 | 1 | + 2.87 |
| Girls Event | 35 50 Free 9-10 | | | | |
| 43.41 | DESIMONE, KARA | 9 | 3 | 3 | + 1.39 |
| 44.37 | HOFFMAN, JENNIFER | 9 | 4 | 2 | + 1.87 |
| 45.57 | SECHRIST, NANCY | 9 | 5 | 1 | -12.88 |

M E E T R E S U L T S R E P O R T

DOVER AREA AQUATIC CLUB Course: Yards
 SPRING GROVE 12/14/96

| Time | Swimmer | Age | PL | Pts | Improv |
|----------------|---------------------|-----|----|-----|--------|
| Boys Event 36 | 50 Free 9-10 | | | | |
| 33.76 | MELHORN, SHANE | 9 | 1 | 6 | - .56 |
| Girls Event 37 | 50 Free 11-12 | | | | |
| 30.74 | SPANGLER, STEPHANIE | 12 | 2 | 4 | + .31 |
| 42.40 | WAGNER, HEATHER | 11 | 5 | 1 | + 2.01 |
| Boys Event 38 | 50 Free 11-12 | | | | |
| 33.55 | BARTKOWSKI, CHRIS | 12 | 1 | 6 | + 1.74 |
| 35.83 | HOFFMAN, TRAVIS | 12 | 2 | 4 | + 2.95 |
| Girls Event 39 | 50 Free 13-14 | | | | |
| 29.28 | LANE, CARRIE | 14 | 1 | 6 | + .63 |
| 33.35 | RICHARDS, CATHY | 14 | 5 | 1 | + 2.00 |
| 33.84 | LITTLE, ERICA | 13 | 6 | - | - |
| Boys Event 40 | 50 Free 13-14 | | | | |
| 26.69 | BUBB, GRANT | 14 | 1 | 6 | + .57 |
| 29.28 | MARCH, MATTHEW | 13 | 3 | 3 | + .10 |
| 31.84 | TAWNEY, DJ | 13 | 6 | 1 | + 2.40 |
| Girls Event 41 | 100 IM 9-10 | | | | |
| 1:45.87 | RUBRITZ, ELIZABETH | 10 | 2 | 4 | + 2.94 |
| 1:46.49 | HOWELL, CAITLIN | 10 | - | - | - |
| 2:17.30 | EVANS, MARY | 10 | - | - | - |
| Boys Event 42 | 100 IM 9-10 | | | | |
| 1:31.37 | WILEY, ADAM | 10 | 2 | 4 | - 1.30 |
| Girls Event 43 | 100 IM 11-12 | | | | |
| 1:14.22 | BOYD, ERIN | 12 | 1 | 6 | + .36 |
| 1:27.44 | SPANGLER, DANIELLE | 11 | 4 | 2 | - .81 |
| Boys Event 44 | 100 IM 11-12 | | | | |
| 1:28.75 | LEIRER, EVAN | 12 | 6 | 1 | - 5.68 |
| Girls Event 45 | 200 IM 13-14 | | | | |
| 2:40.60 | LANE, CARRIE | 14 | 2 | 4 | - |
| 3:01.26 | LEIRER, JODI | 14 | 5 | 1 | - |
| Boys Event 46 | 200 IM 13-14 | | | | |
| 2:39.37 | SPANGLER, ADAM | 13 | 1 | 6 | + 7.15 |
| 2:47.31 | KENNEY, JUSTIN | 14 | 2 | 4 | - |
| Girls Event 47 | 25 Breast 8 & Under | | | | |
| 36.52 | DESIMONE, ALICIA | 6 | - | - | + 3.78 |

M E E T R E S U L T S R E P O R T

DOVER AREA AQUATIC CLUB Course: Yards
 SPRING GROVE 12/14/96

| Time | Swimmer | Age | PL | Pts | Improv |
|--|--------------------|-------------------|--------------------|------------------|--------|
| Boys Event 48 25 Breast 8 & Under | | | | | |
| 22.86 | RUBRITZ, JONATHAN | 7 | - | - | - .21 |
| 25.18 | RUPPERT, DANIEL | 8 | 2 | 4 | + 1.12 |
| Girls Event 49 50 Breast 9-10 | | | | | |
| 50.98 | HOFFMAN, JENNIFER | 9 | 1 | 6 | + 1.43 |
| 52.38 | HOFFMAN, JESSICA | 9 | 3 | 3 | + 2.30 |
| 1:00.13 | GREENFIELD, AMY | 9 | 5 | 1 | - 3.08 |
| Boys Event 50 50 Breast 9-10 | | | | | |
| 44.02 | MELHORN, SHANE | 9 | 1 | 6 | + 1.09 |
| 56.98 | BUCHANAN, DANNY | 9 | 2 | 4 | + 4.77 |
| Girls Event 51 50 Breast 11-12 | | | | | |
| 39.81 | TAYLOR, LINDSAY | 12 | 2 | 4 | + 1.78 |
| 42.70 | SPANGLER, DANIELLE | 11 | 3 | 3 | + 1.58 |
| Boys Event 52 50 Breast 11-12 | | | | | |
| 48.70 | BARTKOWSKI, CHRIS | 12 | 1 | 6 | + 1.36 |
| 49.01 | HOFFMAN, TRAVIS | 12 | 2 | 4 | + 6.89 |
| Girls Event 53 100 Breast 13-14 | | | | | |
| 1:16.67 | TAYLOR, ERIN | 14 | 1 | 6 | - 1.47 |
| 1:22.59 | WILLOW, ASHLEY | 14 | 3 | 3 | + .99 |
| 1:31.77 | BRILLHART, TIFFANY | 13 | 6 | - | - .04 |
| Boys Event 54 100 Breast 13-14 | | | | | |
| 1:10.45 | SPANGLER, ADAM | 13 | 1 | 6 | - 3.12 |
| 1:13.65 | HOOVER, JOEY | 14 | 2 | 4 | - |
| 1:42.61 | HAINES, ADAM | 13 | - | - | - |
| Mixed Event 55 100 Free 8 & Under RELAY | | | | | |
| 2:20.61 | A | | - | - | - |
| | DESIMONE, ALICIA | LANE, CATHERINE | JANOSKY, CHRISTINA | ARMSTEAD, RYAN | |
| Mixed Event 56 100 Free 8 & Under RELAY | | | | | |
| 1:16.53 | A | | 1 | 8 | - |
| | WILLOW, TANNER | RUBRITZ, JONATHAN | JANOSKY, RICHARD | RUPPERT, DANIEL | |
| Mixed Event 57 200 Free 9-10 RELAY | | | | | |
| 2:42.50 | A | | 2 | 4 | - |
| | RUBRITZ, ELIZABETH | HOWELL, CAITLIN | HOFFMAN, JENNIFER | LAWRENCE, KRISTA | |
| 3:01.07 | B | | - | - | - |
| | HOFFMAN, JESSICA | DESIMONE, KARA | GREENFIELD, AMY | SECHRIST, NANCY | |
| Mixed Event 58 200 Free 9-10 RELAY | | | | | |
| 2:30.35 | A | | 1 | 8 | - |

M E E T R E S U L T S R E P O R T

DOVER AREA AQUATIC CLUB Course: Yards
 SPRING GROVE 12/14/96

| Time | Relay | Age | PL | Pts | Improv |
|-----------------|----------------------|-----------------|----|--------------------|--------|
| Mixed Event 58 | 200 Free 9-10 RELAY | | | | |
| MELHORN, SHANE | WILEY, ADAM | TAYLOR, RYAN | | BUCHANAN, DANNY | |
| Mixed Event 59 | 200 Free 11-12 RELAY | | | | |
| 2:04.29 A | | | 1 | 8 | - |
| BOYD, ERIN | SPANGLER, STEPHANI | TAYLOR, LINDSAY | | MELHORN, MEGAN | |
| Mixed Event 60 | 200 Free 11-12 RELAY | | | | |
| 2:13.15 A | | | 1 | 8 | - |
| HOFFMAN, TRAVIS | RUPPERT, NATHAN | LEIRER, EVAN | | BARTKOWSKI, CHRIS | |
| Mixed Event 61 | 200 Free 13-14 RELAY | | | | |
| 1:57.74 A | | | 1 | 8 | - |
| WILLOW, ASHLEY | LANE, CARRIE | TAYLOR, ERIN | | BRILLHART, TIFFANY | |
| 2:31.67 B | | | 4 | - | - |
| LEIRER, JODI | EVANS, MARY | RICHARDS, CATHY | | LITTLE, ERICA | |
| Mixed Event 62 | 200 Free 13-14 RELAY | | | | |
| 1:47.68 A | | | 1 | 8 | - |
| HOOVER, JOEY | BUBB, GRANT | BOYER, DAVID | | KENNEY, JUSTIN | |
| 1:59.37 B | | | 3 | 2 | - |
| SPANGLER, ADAM | HAINES, ADAM | MARCH, MATTHEW | | TAWNEY, DJ | |

M E E T R E S U L T S R E P O R T

DOVER AREA AQUATIC CLUB Course: Yards
 RED LION 12/21/96

| Time | Relay | Age | PL | Pts | Improv | |
|-------------|--------------------|--------------------|--------------------|--------------------|--------|--------|
| Mixed Event | 1 | 100 Medley | 8 & Under | RELAY | | |
| 1:46.70 | A | | 2 | 4 | - | |
| | DESIMONE, ALICIA | LANE, CATHERINE | DELLER, ERIK | FLOWERS, NICOLE | | |
| Mixed Event | 2 | 100 Medley | 8 & Under | RELAY | | |
| 1:33.18 | A | | 1 | 8 | - | |
| | JANOSKY, RICHARD | ARMSTEAD, RYAN | RUBRITZ, JONATHAN | WILLOW, TANNER | | |
| Mixed Event | 3 | 200 Medley | 9-10 | RELAY | | |
| 2:46.11 | A | | 2 | 4 | - | |
| | LAWRENCE, KRISTA | RUBRITZ, ELIZABETH | GEPFER, BREYANNA | HOFFMAN, JENNIFER | | |
| 3:27.56 | B | | 3 | 2 | - | |
| | DESIMONE, KARA | HOWELL, CAITLIN | SCHRUM, SARA | SECHRIST, NANCY | | |
| 3:41.80 | C | | 4 | - | - | |
| | ACWORTH, ALEX | ARNOLD, JESSICA | EVANS, MARY | MESSERSMITH, JESSI | | |
| Mixed Event | 4 | 200 Medley | 9-10 | RELAY | | |
| 2:47.06 | A | | 1 | 8 | - | |
| | CALDWELL, TOM | MELHORN, SHANE | TAYLOR, RYAN | MATHISON, JIMMY | | |
| Mixed Event | 5 | 200 Medley | 11-12 | RELAY | | |
| 2:23.74 | A | | 1 | 8 | - | |
| | BOYD, ERIN | MELHORN, MEGAN | SPANGLER, DANIELLE | SPANGLER, STEPHANI | | |
| Mixed Event | 6 | 200 Medley | 11-12 | RELAY | | |
| 2:46.25 | A | | 1 | 8 | - | |
| | RUPPERT, NATHAN | LEIRER, EVAN | BARTKOWSKI, CHRIS | | | |
| Mixed Event | 7 | 200 Medley | 13-14 | RELAY | | |
| 2:14.08 | A | | 2 | 4 | - | |
| | LANE, CARRIE | TAYLOR, ERIN | WILLOW, ASHLEY | TAWNEY, DJ | | |
| 2:31.70 | B | | 3 | 2 | - | |
| | BRILLHART, TIFFANY | LEIRER, JODI | RICHARDS, CATHY | BUCHANAN, CASEY | | |
| Mixed Event | 8 | 200 Medley | 13-14 | RELAY | | |
| 2:01.43 | A | | 1 | 8 | - | |
| | HOOVER, JOEY | BOYER, DAVID | BUBB, GRANT | SPANGLER, ADAM | | |
| 2:56.76 | B | | - | - | - | |
| | HAINES, ADAM | KENNEY, JUSTIN | MARCH, MATTHEW | PLAPPERT, MICHAEL | | |
| Girls Event | 9 | 25 Fly | 8 & Under | | | |
| 19.84 | | FLOWERS, NICOLE | 8 | 1 | 6 | + 1.88 |
| Boys Event | 10 | 25 Fly | 8 & Under | | | |
| 21.03 | | JANOSKY, RICHARD | 7 | 1 | 6 | + 2.28 |
| 23.61 | | RUBRITZ, JONATHAN | 7 | 2 | 4 | + 4.33 |

M E E T R E S U L T S R E P O R T

DOVER AREA AQUATIC CLUB Course: Yards
 RED LION 12/21/96

| Time | Swimmer | Age | PL | Pts | Improv |
|----------------|----------------------|-----|----|-----|--------|
| ----- | | | | | |
| Girls Event 11 | 50 Fly 9-10 | | | | |
| 49.89 | DESIMONE, KARA | 9 | 2 | 4 | - .70 |
| 52.12 | RUBRITZ, ELIZABETH | 10 | 3 | 3 | - 1.67 |
| 1:05.90 | MESSERSMITH, JESSICA | 9 | 4 | 2 | - |
| Boys Event 12 | 50 Fly 9-10 | | | | |
| 47.95 | CALDWELL, TOM | 9 | 2 | 4 | - 1.82 |
| Girls Event 13 | 50 Fly 11-12 | | | | |
| 32.17 | BOYD, ERIN | 12 | 1 | 6 | + .24 |
| Boys Event 14 | 50 Fly 11-12 | | | | |
| 43.30 | LEIRER, EVAN | 12 | 1 | 6 | + 1.92 |
| Girls Event 17 | 50 Free 8 & Under | | | | |
| 39.74 | FLOWERS, NICOLE | 8 | 1 | 6 | + 1.97 |
| Boys Event 18 | 50 Free 8 & Under | | | | |
| 43.78 | JANOSKY, RICHARD | 7 | 1 | 6 | + 4.49 |
| 48.08 | ARMSTEAD, RYAN | 7 | 2 | 4 | + 5.96 |
| Girls Event 19 | 100 Free 9-10 | | | | |
| 1:19.97 | LAWRENCE, KRISTA | 9 | 1 | 6 | + .17 |
| 1:31.80 | HOWELL, CAITLIN | 10 | 3 | 3 | - 4.23 |
| 1:49.97 | SECHRIST, NANCY | 9 | 1 | 6 | +13.51 |
| Boys Event 20 | 100 Free 9-10 | | | | |
| 1:14.15 | TAYLOR, RYAN | 10 | 1 | 6 | - .06 |
| 1:32.91 | MATHISON, JIMMY | 10 | 2 | 4 | - |
| Girls Event 21 | 100 Free 11-12 | | | | |
| 1:03.55 | BOYD, ERIN | 12 | 1 | 6 | - .60 |
| 1:07.95 | SPANGLER, STEPHANIE | 12 | 2 | 4 | - 1.07 |
| Boys Event 22 | 100 Free 11-12 | | | | |
| 1:16.34 | RUPPERT, NATHAN | 11 | 1 | 6 | + 3.54 |
| Girls Event 23 | 100 Free 13-14 | | | | |
| 1:01.32 | TAYLOR, ERIN | 14 | 1 | 6 | + .92 |
| 1:08.46 | WILLOW, ASHLEY | 14 | 3 | 3 | - |
| Boys Event 24 | 100 Free 13-14 | | | | |
| 58.73 | BUBB, GRANT | 14 | 1 | 6 | + 1.09 |
| 1:00.16 | KENNEY, JUSTIN | 14 | 2 | 4 | + 2.22 |
| 1:04.94 | MARCH, MATTHEW | 13 | 4 | 2 | - 1.60 |

M E E T R E S U L T S R E P O R T

DOVER AREA AQUATIC CLUB Course: Yards
 RED LION 12/21/96

| Time | Swimmer | Age | PL | Pts | Improv |
|----------------|----------------------|-----|----|-----|--------|
| ----- | | | | | |
| Girls Event 25 | 25 Back 8 & Under | | | | |
| 24.84 | DESIMONE, ALICIA | 6 | 1 | 6 | + .53 |
| 36.63 | JANOSKY, CHRISTINA | 4 | 5 | 1 | - 1.00 |
| Boys Event 26 | 25 Back 8 & Under | | | | |
| 21.99 | WILLOW, TANNER | 8 | 1 | 6 | + 1.24 |
| 23.72 | RUPPERT, DANIEL | 8 | 2 | 4 | + .96 |
| 24.45 | DELLER, ERIK | 7 | 3 | 3 | + .04 |
| Girls Event 27 | 50 Back 9-10 | | | | |
| 39.62 | GEPFER, BREYANNA | 10 | 1 | 6 | + 4.73 |
| 49.99 | HOWELL, CAITLIN | 10 | - | - | - .03 |
| 52.37 | ACWORTH, ALEX | 10 | - | - | - |
| 53.58 | GREENFIELD, AMY | 9 | 4 | 2 | + 3.49 |
| Boys Event 28 | 50 Back 9-10 | | | | |
| 41.11 | TAYLOR, RYAN | 10 | 1 | 6 | + 1.37 |
| Girls Event 29 | 50 Back 11-12 | | | | |
| 37.20 | SPANGLER, STEPHANIE | 12 | 1 | 6 | + 1.52 |
| 39.73 | MELHORN, MEGAN | 12 | 3 | 3 | + .78 |
| Boys Event 30 | 50 Back 11-12 | | | | |
| 42.23 | BARTKOWSKI, CHRIS | 12 | 1 | 6 | + 2.93 |
| Girls Event 33 | 25 Free 8 & Under | | | | |
| 21.94 | LANE, CATHERINE | 7 | 2 | 4 | - 1.04 |
| 1:02.89 | JANOSKY, CHRISTINA | 4 | 6 | - | +21.69 |
| Boys Event 34 | 25 Free 8 & Under | | | | |
| 18.14 | RUPPERT, DANIEL | 8 | 1 | 6 | + .37 |
| 21.59 | ARMSTEAD, RYAN | 7 | 2 | 4 | + 3.63 |
| 24.92 | DELLER, ERIK | 7 | 4 | 2 | + 1.75 |
| Girls Event 35 | 50 Free 9-10 | | | | |
| 35.35 | LAWRENCE, KRISTA | 9 | 1 | 6 | + .24 |
| 46.60 | SCHRUM, SARA | 10 | 4 | 2 | - .08 |
| 47.96 | GREENFIELD, AMY | 9 | - | - | - .47 |
| 48.12 | EVANS, MARY | 10 | - | - | + 1.09 |
| 50.63 | ARNOLD, JESSICA | 10 | - | - | + 1.96 |
| 58.45 | SECHRIST, NANCY | 9 | - | - | +12.88 |
| 1:05.81 | MESSERSMITH, JESSICA | 9 | - | - | + 8.69 |
| Boys Event 36 | 50 Free 9-10 | | | | |
| 38.28 | CALDWELL, TOM | 9 | 2 | 4 | - 1.35 |
| 59.07 | MATHISON, JIMMY | 10 | 3 | 3 | - |

M E E T R E S U L T S R E P O R T

DOVER AREA AQUATIC CLUB Course: Yards
 RED LION 12/21/96

| Time | Swimmer | Age | PL | Pts | Improv |
|----------------|---------------------|-----|----|-----|--------|
| ----- | | | | | |
| Girls Event 37 | 50 Free 11-12 | | | | |
| 33.02 | MELHORN, MEGAN | 12 | 1 | 6 | - .18 |
| 40.39 | WAGNER, HEATHER | 11 | 4 | 2 | - .41 |
| Boys Event 38 | 50 Free 11-12 | | | | |
| 32.63 | RUPPERT, NATHAN | 11 | 1 | 6 | - .25 |
| 33.43 | BARTKOWSKI, CHRIS | 12 | 2 | 4 | + 1.62 |
| Girls Event 39 | 50 Free 13-14 | | | | |
| 29.38 | LANE, CARRIE | 14 | 1 | 6 | + .73 |
| 32.82 | LEIRER, JODI | 14 | 5 | 1 | - |
| Boys Event 40 | 50 Free 13-14 | | | | |
| 26.59 | BUBB, GRANT | 14 | 1 | 6 | + .47 |
| 26.62 | KENNEY, JUSTIN | 14 | 2 | 4 | + .52 |
| 31.82 | TAWNEY, DJ | 13 | 3 | 3 | + 2.38 |
| Girls Event 41 | 100 IM 9-10 | | | | |
| 1:40.96 | DESIMONE, KARA | 9 | 4 | 2 | - |
| 1:47.03 | RUBRITZ, ELIZABETH | 10 | 2 | 4 | + 4.10 |
| 1:48.27 | HOFFMAN, JENNIFER | 9 | 3 | 3 | - .75 |
| Boys Event 42 | 100 IM 9-10 | | | | |
| 1:38.50 | MELHORN, SHANE | 9 | 1 | 6 | - 4.57 |
| Girls Event 43 | 100 IM 11-12 | | | | |
| 1:32.16 | SPANGLER, DANIELLE | 11 | 4 | 2 | + 4.72 |
| Boys Event 44 | 100 IM 11-12 | | | | |
| 1:34.43 | LEIRER, EVAN | 12 | 1 | 6 | + 5.68 |
| Girls Event 47 | 25 Breast 8 & Under | | | | |
| 32.86 | DESIMONE, ALICIA | 6 | 3 | 3 | + .12 |
| 35.85 | LANE, CATHERINE | 7 | 4 | 2 | + 2.79 |
| Boys Event 48 | 25 Breast 8 & Under | | | | |
| 25.55 | RUBRITZ, JONATHAN | 7 | 1 | 6 | + 2.69 |
| 26.99 | WILLOW, TANNER | 8 | 2 | 4 | + 1.02 |
| Girls Event 49 | 50 Breast 9-10 | | | | |
| 43.15 | GEPFER, BREYANNA | 10 | 1 | 6 | - |
| 49.55 | HOFFMAN, JENNIFER | 9 | 3 | 3 | - .81 |
| 55.52 | ARNOLD, JESSICA | 10 | 4 | 2 | + 5.26 |
| Boys Event 50 | 50 Breast 9-10 | | | | |
| 46.35 | MELHORN, SHANE | 9 | 1 | 6 | + 3.42 |
| 54.48 | MATHISON, JIMMY | 10 | 2 | 4 | - |

M E E T R E S U L T S R E P O R T

DOVER AREA AQUATIC CLUB Course: Yards
 RED LION 12/21/96

| Time | Swimmer | Age | PL | Pts | Improv |
|------------------------|--|-----|----|--------------------|-----------------|
| Girls Event 43.97 | 51 50 Breast SPANGLER, DANIELLE | 11 | 1 | 6 | + 2.85 |
| Mixed Event 1:24.08 | 55 100 Free 8 & Under RELAY A DESIMONE, ALICIA FLOWERS, NICOLE | | 1 | 8 | - |
| | | | | ARMSTEAD, RYAN | |
| Mixed Event 1:18.75 | 56 100 Free 8 & Under RELAY A JANOSKY, RICHARD RUBRITZ, JONATHAN | | 1 | 8 | - |
| | | | | RUPPERT, DANIEL | WILLOW, TANNER |
| Mixed Event 2:29.18 | 57 200 Free 9-10 RELAY A GEPFER, BREYANNA HOFFMAN, JENNIFER | | 1 | 8 | - |
| 2:59.56 | B DESIMONE, KARA GREENFIELD, AMY | | 3 | 2 | - |
| 3:30.66 | C ARNOLD, JESSICA EVANS, MARY | | 4 | - | - |
| | | | | MESSERSMITH, JESSI | SECHRIST, NANCY |
| Mixed Event 2:27.79 | 58 200 Free 9-10 RELAY A CALDWELL, TOM MELHORN, SHANE | | 1 | 8 | - |
| | | | | TAYLOR, RYAN | MATHISON, JIMMY |
| Mixed Event 2:21.07 | 59 200 Free 11-12 RELAY A BOYD, ERIN MELHORN, MEGAN | | 2 | 4 | - |
| | | | | SPANGLER, DANIELLE | WAGNER, HEATHER |
| Mixed Event 2:20.84 | 60 200 Free 11-12 RELAY A RUPPERT, NATHAN LEIRER, EVAN | | 1 | 8 | - |
| | | | | BARTKOWSKI, CHRIS | ACWORTH, ALEX |
| Mixed Event 1:57.85 | 61 200 Free 13-14 RELAY A LANE, CARRIE TAYLOR, ERIN | | 1 | 8 | - |
| 2:09.30 | B BRILLHART, TIFFANY LEIRER, JODI | | 3 | 2 | - |
| | | | | RICHARDS, CATHY | TAWNEY, DJ |
| Mixed Event 1:47.73 | 62 200 Free 13-14 RELAY A KENNEY, JUSTIN BUBB, GRANT | | 1 | 8 | - |
| 2:32.33 | B MATHISON, JEFF TAWNEY, DJ | | 2 | 4 | - |
| | | | | HOOVER, JOEY | BOYER, DAVID |
| | | | | MARCH, MATTHEW | SPANGLER, ADAM |

M E E T R E S U L T S R E P O R T

DOVER AREA AQUATIC CLUB Course: Yards
 NORTHEASTERN 01/04/97

| Time | Relay | Age | PL | Pts | Improv |
|-------------------------|---|-----------|----------------------------------|--------------------|--------|
| Mixed Event 1:44.34 | 1 100 Medley A DESIMONE, ALICIA | 8 & Under | RELAY 1 FLOWERS, NICOLE | 8 | - |
| | LANE, CATHERINE | | | | |
| | | | | DELLER, ERIK | |
| Mixed Event 1:27.36 | 2 100 Medley A ARMSTEAD, RYAN | 8 & Under | RELAY 1 JANOSKY, RICHARD | 8 | - |
| | WILLOW, TANNER | | | | |
| | | | | RUBRITZ, JONATHAN | |
| Mixed Event 2:43.80 | 3 200 Medley A GEPFER, BREYANNA | 9-10 | RELAY 1 LAWRENCE, KRISTA | 8 | - |
| | HOFFMAN, JENNIFER | | | | |
| | | | | HOWELL, CAITLIN | |
| 3:09.69 | B DESIMONE, KARA | | 3 HOFFMAN, JESSICA | 2 | - |
| | GREENFIELD, AMY | | | | |
| | | | | RUBRITZ, ELIZABETH | |
| 3:37.16 | C ACWORTH, ALEX | | 6 MESSERSMITH, JESSI | - | - |
| | ARNOLD, JESSICA | | | | |
| | | | | SECHRIST, NANCY | |
| Mixed Event 2:50.35 | 4 200 Medley A TAYLOR, RYAN | 9-10 | RELAY 1 MELHORN, SHANE | 8 | - |
| | CALDWELL, TOM | | | | |
| | | | | WILEY, ADAM | |
| Mixed Event 2:21.04 | 5 200 Medley A BOYD, ERIN | 11-12 | RELAY 2 SPANGLER, DANIELLE | 4 | - |
| | MELHORN, MEGAN | | | | |
| | | | | TAYLOR, LINDSAY | |
| Mixed Event 23:33.83 | 6 200 Medley A RUPPERT, NATHAN | 11-12 | RELAY 1 HOFFMAN, TRAVIS | 8 | - |
| | BARTKOWSKI, CHRIS | | | | |
| | | | | SPANGLER, DANIELLE | |
| Mixed Event 2:12.40 | 7 200 Medley A BRILLHART, TIFFANY | 13-14 | RELAY 1 TAYLOR, ERIN | 8 | - |
| | LANE, CARRIE | | | | |
| | | | | WILLOW, ASHLEY | |
| 2:42.65 | B GIBSON, CANDICE | | 4 LITTLE, ERICA | - | - |
| | RICHARDS, CATHY | | | | |
| | | | | BUCHANAN, CASEY | |
| Mixed Event 2:00.77 | 8 200 Medley A HOOVER, JOEY | 13-14 | RELAY 1 KENNEY, JUSTIN | 8 | - |
| | BOYER, DAVID | | | | |
| | | | | SPANGLER, ADAM | |
| 2:21.14 | B BUBB, GRANT | | 2 MARCH, MATTHEW | 4 | - |
| | TAWNEY, DJ | | | | |
| | | | | HAINES, ADAM | |
| Girls Event 19.53 | 9 25 Fly FLOWERS, NICOLE | 8 & Under | | 6 | + 1.57 |
| Boys Event 20.15 | 10 25 Fly JANOSKY, RICHARD | 8 & Under | | 3 | + 1.40 |
| | RUBRITZ, JONATHAN | | | 2 | + 3.29 |

M E E T R E S U L T S R E P O R T

DOVER AREA AQUATIC CLUB Course: Yards
 NORTHEASTERN 01/04/97

| Time | Swimmer | Age | PL | Pts | Improv |
|----------------|--------------------|-----|----|-----|--------|
| ----- | | | | | |
| Girls Event 11 | 50 Fly 9-10 | | | | |
| 38.60 | LAWRENCE, KRISTA | 9 | 1 | 6 | - .45 |
| 47.70 | HOWELL, CAITLIN | 10 | 3 | 2.5 | - 1.73 |
| 52.56 | DESIMONE, KARA | 9 | 5 | 1 | + 2.67 |
| Boys Event 12 | 50 Fly 9-10 | | | | |
| 43.80 | WILEY, ADAM | 10 | 1 | 6 | + .90 |
| 49.77 | CALDWELL, TOM | 9 | 2 | 4 | + 1.82 |
| Girls Event 13 | 50 Fly 11-12 | | | | |
| 32.19 | BOYD, ERIN | 12 | 2 | 4 | + .26 |
| 53.83 | WAGNER, HEATHER | 11 | 5 | 1 | + 3.30 |
| Girls Event 15 | 100 Fly 13-14 | | | | |
| 1:21.72 | STAHL, SAMI JO | 13 | 1 | 6 | - 4.05 |
| 1:27.76 | BRILLHART, TIFFANY | 13 | 2 | 4 | + 4.41 |
| Boys Event 16 | 100 Fly 13-14 | | | | |
| 1:15.22 | BOYER, DAVID | 14 | - | - | +10.92 |
| 1:15.22 | SPANGLER, ADAM | 13 | 1 | 6 | - |
| 2:05.08 | BUCHANAN, CASEY | 14 | - | - | - |
| Girls Event 17 | 50 Free 8 & Under | | | | |
| 38.15 | FLOWERS, NICOLE | 8 | 1 | 6 | + .38 |
| Boys Event 18 | 50 Free 8 & Under | | | | |
| 39.29 | JANOSKY, RICHARD | 7 | 1 | 6 | - .70 |
| 40.89 | RUPPERT, DANIEL | 8 | 2 | 4 | - |
| 45.88 | ARMSTEAD, RYAN | 7 | 3 | 3 | + 3.76 |
| Girls Event 19 | 100 Free 9-10 | | | | |
| 1:13.19 | GEPFER, BREYANNA | 10 | 1 | 6 | + .45 |
| 1:35.08 | RUBRITZ, ELIZABETH | 10 | 5 | 1 | + 1.10 |
| 1:44.47 | ACWORTH, ALEX | 10 | - | - | - |
| Boys Event 20 | 100 Free 9-10 | | | | |
| 1:14.21 | TAYLOR, RYAN | 10 | 1 | 6 | + .06 |
| 1:38.43 | BUCHANAN, DANNY | 9 | 2 | 4 | - |
| Girls Event 21 | 100 Free 11-12 | | | | |
| 1:10.38 | TAYLOR, LINDSAY | 12 | 2 | 4 | + 2.23 |
| Boys Event 22 | 100 Free 11-12 | | | | |
| 1:15.35 | RUPPERT, NATHAN | 11 | 1 | 6 | + 2.55 |
| Girls Event 23 | 100 Free 13-14 | | | | |
| 1:03.54 | LANE, CARRIE | 14 | 2 | 4 | - .44 |

M E E T R E S U L T S R E P O R T

DOVER AREA AQUATIC CLUB Course: Yards
 NORTHEASTERN 01/04/97

| Time | Swimmer | Age | PL | Pts | Improv |
|----------------|----------------------|---------------|----|-----|--------|
| ----- | | | | | |
| Girls Event 23 | 100 Free 13-14 | - Continued - | | | |
| 1:17.33 | GIBSON, CANDICE | 13 | 5 | 1 | - 8.97 |
| 1:17.81 | LITTLE, ERICA | 13 | 6 | - | + 1.10 |
| Boys Event 24 | 100 Free 13-14 | | | | |
| 57.66 | BUBB, GRANT | 14 | 1 | 6 | + .02 |
| 57.94 | KENNEY, JUSTIN | 14 | 2 | 4 | - .56 |
| 1:06.58 | MARCH, MATTHEW | 13 | 3 | 3 | + 1.64 |
| Girls Event 25 | 25 Back 8 & Under | | | | |
| 24.31 | DESIMONE, ALICIA | 6 | 1 | 6 | - .53 |
| 37.63 | JANOSKY, CHRISTINA | 4 | 5 | 1 | + 1.00 |
| Boys Event 26 | 25 Back 8 & Under | | | | |
| 22.01 | WILLOW, TANNER | 8 | 2 | 4 | + 1.26 |
| 26.45 | DELLER, ERIK | 7 | 3 | 3 | + 2.04 |
| 29.79 | DESIMONE, CAMERON | 5 | 5 | 1 | - |
| Girls Event 27 | 50 Back 9-10 | | | | |
| 50.02 | HOWELL, CAITLIN | 10 | 4 | 2 | + .03 |
| 50.92 | GREENFIELD, AMY | 9 | 5 | 1 | + .83 |
| 58.09 | MESSERSMITH, JESSICA | 9 | - | - | + 2.57 |
| 1:00.35 | ARNOLD, JESSICA | 10 | - | - | - 2.13 |
| 1:04.92 | SECHRIST, NANCY | 9 | 6 | - | + 6.56 |
| Boys Event 28 | 50 Back 9-10 | | | | |
| 40.47 | TAYLOR, RYAN | 10 | 1 | 6 | + .73 |
| 45.73 | CALDWELL, TOM | 9 | 3 | 3 | - .99 |
| 57.83 | MATHISON, JEFF | 9 | 4 | 2 | - |
| Girls Event 29 | 50 Back 11-12 | | | | |
| 35.94 | SPANGLER, STEPHANIE | 12 | 1 | 6 | + .26 |
| 39.71 | MELHORN, MEGAN | 12 | 4 | 2 | + .76 |
| 49.62 | WAGNER, HEATHER | 11 | 6 | - | + 3.52 |
| Boys Event 30 | 50 Back 11-12 | | | | |
| 39.30 | BARTKOWSKI, CHRIS | 12 | 1 | 6 | - 2.93 |
| Girls Event 31 | 100 Back 13-14 | | | | |
| 1:08.01 | TAYLOR, ERIN | 14 | 1 | 6 | - |
| 1:18.69 | WILLOW, ASHLEY | 14 | 2 | 4 | + 2.20 |
| 1:23.42 | RICHARDS, CATHY | 14 | 3 | 3 | - 3.07 |
| Boys Event 32 | 100 Back 13-14 | | | | |
| 1:09.20 | HOOVER, JOEY | 14 | 1 | 6 | + 3.86 |
| 1:23.96 | MARCH, MATTHEW | 13 | 2 | 4 | + 3.31 |
| 1:48.35 | TAWNEY, DJ | 13 | - | - | - |

M E E T R E S U L T S R E P O R T

DOVER AREA AQUATIC CLUB Course: Yards
 NORTHEASTERN 01/04/97

| Time | Swimmer | Age | PL | Pts | Improv |
|----------------|----------------------|-----|----|-----|--------|
| ----- | | | | | |
| Girls Event 33 | 25 Free 8 & Under | | | | |
| 22.98 | LANE, CATHERINE | 7 | 1 | 6 | + 1.04 |
| 41.20 | JANOSKY, CHRISTINA | 4 | 5 | 1 | - 5.64 |
| Boys Event 34 | 25 Free 8 & Under | | | | |
| 20.04 | ARMSTEAD, RYAN | 7 | 2 | 4 | + 2.08 |
| 25.11 | DELLER, ERIK | 7 | 3 | 3 | + 1.94 |
| 30.70 | DESIMONE, CAMERON | 5 | 5 | 1 | - |
| Girls Event 35 | 50 Free 9-10 | | | | |
| 35.27 | LAWRENCE, KRISTA | 9 | 1 | 6 | + .16 |
| 40.04 | RUBRITZ, ELIZABETH | 10 | - | - | + 1.74 |
| 42.02 | DESIMONE, KARA | 9 | 3 | 3 | - 1.39 |
| 42.21 | HOFFMAN, JESSICA | 9 | - | - | - 2.23 |
| 44.53 | ACWORTH, ALEX | 10 | - | - | - 1.66 |
| 46.68 | SCHRUM, SARA | 10 | 5 | 1 | + .08 |
| Boys Event 36 | 50 Free 9-10 | | | | |
| 34.71 | MELHORN, SHANE | 9 | 1 | 6 | + .95 |
| 59.62 | MATHISON, JEFF | 9 | 3 | 3 | - |
| Girls Event 37 | 50 Free 11-12 | | | | |
| 28.91 | BOYD, ERIN | 12 | 1 | 6 | - .28 |
| 35.95 | SPANGLER, DANIELLE | 11 | 5 | 1 | - 1.30 |
| Boys Event 38 | 50 Free 11-12 | | | | |
| 32.54 | BARTKOWSKI, CHRIS | 12 | 2 | 4 | + .73 |
| 32.88 | HOFFMAN, TRAVIS | 12 | 3 | 3 | - 2.95 |
| Girls Event 39 | 50 Free 13-14 | | | | |
| 28.65 | LANE, CARRIE | 14 | 2 | 4 | - .30 |
| 31.35 | RICHARDS, CATHY | 14 | 4 | 2 | - 1.56 |
| Boys Event 40 | 50 Free 13-14 | | | | |
| 26.10 | KENNEY, JUSTIN | 14 | 1 | 6 | - .52 |
| 26.28 | BUBB, GRANT | 14 | 2 | 4 | + .16 |
| 31.70 | HAINES, ADAM | 13 | 4 | 2 | - |
| Girls Event 41 | 100 IM 9-10 | | | | |
| 1:24.17 | GEPFER, BREYANNA | 10 | 1 | 6 | + 2.83 |
| 1:49.02 | HOFFMAN, JENNIFER | 9 | 4 | 2 | + .75 |
| 2:12.54 | MESSERSMITH, JESSICA | 9 | 6 | - | - |
| Boys Event 42 | 100 IM 9-10 | | | | |
| 1:33.12 | WILEY, ADAM | 10 | 2 | 4 | + 1.75 |

M E E T R E S U L T S R E P O R T

DOVER AREA AQUATIC CLUB Course: Yards
 NORTHEASTERN 01/04/97

| Time | Swimmer | Age | PL | Pts | Improv |
|----------------|---------------------|-----|----|-----|--------|
| ----- | | | | | |
| Girls Event 43 | 100 IM 11-12 | | | | |
| 1:19.59 | SPANGLER, STEPHANIE | 12 | 2 | 4 | -11.37 |
| 1:26.90 | MELHORN, MEGAN | 12 | 4 | 2 | - |
| Boys Event 44 | 100 IM 11-12 | | | | |
| 1:28.99 | RUPPERT, NATHAN | 11 | 2 | 4 | - |
| Girls Event 45 | 200 IM 13-14 | | | | |
| 2:54.87 | STAHLER, SAMI JO | 13 | 2 | 4 | - |
| 3:16.92 | LITTLE, ERICA | 13 | - | - | - 1.02 |
| 3:29.24 | GIBSON, CANDICE | 13 | 5 | 1 | - |
| Boys Event 46 | 200 IM 13-14 | | | | |
| 2:30.22 | BOYER, DAVID | 14 | 1 | 6 | - .70 |
| 2:35.49 | HOOVER, JOEY | 14 | 2 | 4 | - |
| 3:14.25 | HAINES, ADAM | 13 | 3 | 3 | - |
| Girls Event 47 | 25 Breast 8 & Under | | | | |
| 34.32 | LANE, CATHERINE | 7 | 1 | 6 | + 1.26 |
| 35.18 | DESIMONE, ALICIA | 6 | 3 | 3 | + 2.44 |
| Boys Event 48 | 25 Breast 8 & Under | | | | |
| 25.10 | RUPPERT, DANIEL | 8 | 2 | 4 | + 1.04 |
| 26.27 | WILLOW, TANNER | 8 | 3 | 3 | + .30 |
| Girls Event 49 | 50 Breast 9-10 | | | | |
| 52.64 | HOFFMAN, JESSICA | 9 | 4 | 2 | + 2.56 |
| 53.19 | ARNOLD, JESSICA | 10 | 5 | 1 | + 2.93 |
| 59.75 | SECHRIST, NANCY | 9 | - | - | + 3.21 |
| 59.80 | HOFFMAN, JENNIFER | 9 | 2 | 4 | +10.25 |
| 1:02.61 | SCHRUM, SARA | 10 | - | - | - |
| 1:03.21 | GREENFIELD, AMY | 9 | - | - | + 3.08 |
| Boys Event 50 | 50 Breast 9-10 | | | | |
| 42.93 | MELHORN, SHANE | 9 | 2 | 4 | - .64 |
| 55.93 | BUCHANAN, DANNY | 9 | 3 | 3 | + 3.72 |
| Girls Event 51 | 50 Breast 11-12 | | | | |
| 40.90 | TAYLOR, LINDSAY | 12 | 1 | 6 | + 2.87 |
| 42.40 | SPANGLER, DANIELLE | 11 | 4 | 2 | + 1.28 |
| Boys Event 52 | 50 Breast 11-12 | | | | |
| 42.12 | HOFFMAN, TRAVIS | 12 | 1 | 6 | - 6.89 |
| Girls Event 53 | 100 Breast 13-14 | | | | |
| 1:18.14 | TAYLOR, ERIN | 14 | 1 | 6 | + 1.47 |
| 1:24.96 | WILLOW, ASHLEY | 14 | 2 | 4 | + 3.36 |

M E E T R E S U L T S R E P O R T

DOVER AREA AQUATIC CLUB Course: Yards
 NORTHEASTERN 01/04/97

| Time | Swimmer | Age | PL | Pts | Improv |
|----------------|---|-----|----|-----|--------------------|
| ----- | | | | | |
| Girls Event 53 | 100 Breast 13-14 | | | | - Continued - |
| 1:31.81 | BRILLHART, TIFFANY | 13 | 3 | 3 | + .04 |
| Boys Event 54 | 100 Breast 13-14 | | | | |
| 1:13.57 | SPANGLER, ADAM | 13 | 1 | 6 | + 3.12 |
| 1:29.08 | TAWNEY, DJ | 13 | 2 | 4 | -10.75 |
| 2:12.38 | BUCHANAN, CASEY | 14 | 4 | 2 | - |
| Mixed Event 55 | 100 Free 8 & Under RELAY | | | | |
| 1:28.44 | A | | 1 | 8 | - |
| | DESIMONE, ALICIA ARMSTEAD, RYAN FLOWERS, NICOLE | | | | LANE, CATHERINE |
| Mixed Event 56 | 100 Free 8 & Under RELAY | | | | |
| 1:16.59 | A | | 1 | 8 | - |
| | JANOSKY, RICHARD RUBRITZ, JONATHAN WILLOW, TANNER | | | | RUPPERT, DANIEL |
| Mixed Event 57 | 200 Free 9-10 RELAY | | | | |
| 2:29.44 | A | | 1 | 8 | - |
| | DESIMONE, KARA GEPFER, BREYANNA LAWRENCE, KRISTA | | | | RUBRITZ, ELIZABETH |
| 2:52.72 | B | | 4 | - | - |
| | ACWORTH, ALEX HOFFMAN, JENNIFER HOFFMAN, JESSICA | | | | HOWELL, CAITLIN |
| 3:16.07 | C | | 6 | - | - |
| | ARNOLD, JESSICA GREENFIELD, AMY SCHRUM, SARA | | | | SECHRIST, NANCY |
| Mixed Event 58 | 200 Free 9-10 RELAY | | | | |
| 2:37.35 | A | | 1 | 8 | - |
| | CALDWELL, TOM TAYLOR, RYAN MELHORN, SHANE | | | | WILEY, ADAM |
| Mixed Event 59 | 200 Free 11-12 RELAY | | | | |
| 2:05.48 | A | | 2 | 4 | - |
| | BOYD, ERIN TAYLOR, LINDSAY MELHORN, MEGAN | | | | SPANGLER, STEPHANI |
| Mixed Event 60 | 200 Free 11-12 RELAY | | | | |
| 2:22.95 | A | | 1 | 8 | - |
| | RUPPERT, NATHAN HOFFMAN, TRAVIS WAGNER, HEATHER | | | | BARTKOWSKI, CHRIS |
| Mixed Event 61 | 200 Free 13-14 RELAY | | | | |
| 1:59.38 | A | | 1 | 8 | - |
| | STAHLER, SAMI JO LANE, CARRIE WILLOW, ASHLEY | | | | TAYLOR, ERIN |
| 2:20.68 | B | | 4 | - | - |
| | GIBSON, CANDICE RICHARDS, CATHY LITTLE, ERICA | | | | BUCHANAN, CASEY |
| Mixed Event 62 | 200 Free 13-14 RELAY | | | | |
| 1:48.39 | A | | 1 | 8 | - |
| | HOOVER, JOEY BOYER, DAVID BUBB, GRANT | | | | KENNEY, JUSTIN |
| 2:03.00 | B | | 2 | - | - |
| | TAWNEY, DJ HAINES, ADAM MARCH, MATTHEW | | | | SPANGLER, ADAM |

M E E T R E S U L T S R E P O R T

DOVER AREA AQUATIC CLUB Course: Yards
 SUBURBAN 01/11/97

| Time | Relay | Age | PL | Pts | Improv |
|------------------------|--------------------|--------------------|------------------|-----|--------------------|
| Mixed Event 1:42.56 | 1 100 Medley A | 8 & Under | RELAY | 3 | 1 - |
| | DESIMONE, ALICIA | LANE, CATHERINE | FLOWERS, NICOLE | | DELLER, ERIK |
| Mixed Event 1:28.75 | 2 100 Medley A | 8 & Under | RELAY | 1 | 6 - |
| | WILLOW, TANNER | RUBRITZ, JONATHAN | JANOSKY, RICHARD | | RUPPERT, DANIEL |
| Mixed Event 2:43.10 | 3 200 Medley A | 9-10 | RELAY | 2 | 3 - |
| | GEPPER, BREYANNA | HOFFMAN, JENNIFER | LAWRENCE, KRISTA | | RUBRITZ, ELIZABETH |
| 3:10.13 | B | | | 4 | - - |
| | GREENFIELD, AMY | HOFFMAN, JESSICA | HOWELL, CAITLIN | | DESIMONE, KARA |
| Mixed Event 2:50.55 | 4 200 Medley A | 9-10 | RELAY | 1 | 6 - |
| | WILEY, ADAM | TAYLOR, RYAN | MELHORN, SHANE | | CALDWELL, TOM |
| Mixed Event 2:26.19 | 5 200 Medley A | 11-12 | RELAY | 2 | 3 - |
| | SPANGLER, DANIELLE | SPANGLER, STEPHANI | BOYD, ERIN | | REDDING, BETH |
| Mixed Event 2:39.35 | 6 200 Medley A | 11-12 | RELAY | 1 | 6 - |
| | BARTKOWSKI, CHRIS | HOFFMAN, TRAVIS | RUPPERT, NATHAN | | WAGNER, HEATHER |
| Mixed Event 2:07.68 | 7 200 Medley A | 13-14 | RELAY | 1 | 6 - |
| | WILLOW, ASHLEY | TAYLOR, ERIN | LANE, CARRIE | | MILLER, QUINN |
| 2:40.85 | B | | | 3 | 1 - |
| | GIBSON, CANDICE | LITTLE, ERICA | STAHLE, SAMANTHA | | RICHARDS, CATHY |
| Mixed Event 1:58.46 | 8 200 Medley A | 13-14 | RELAY | 1 | 6 - |
| | HOOVER, JOEY | SPANGLER, ADAM | BOYER, DAVID | | KENNEY, JUSTIN |
| 2:26.90 | B | | | 3 | 1 - |
| | BUBB, GRANT | TAWNEY, DJ | MARCH, MATTHEW | | BUCHANAN, CASEY |
| Girls Event 17.96 | 9 25 Fly | 8 & Under | | 8 | 1 4 - 1.55 |
| | FLOWERS, NICOLE | | | | |
| Boys Event 18.75 | 10 25 Fly | 8 & Under | | 7 | 1 4 - .30 |
| | JANOSKY, RICHARD | | | | |
| 19.28 | | | | 7 | 2 3 - 1.80 |
| | RUBRITZ, JONATHAN | | | | |
| Girls Event 39.05 | 11 50 Fly | 9-10 | | 9 | 1 4 + .45 |
| | LAWRENCE, KRISTA | | | | |

M E E T R E S U L T S R E P O R T

DOVER AREA AQUATIC CLUB Course: Yards
 SUBURBAN 01/11/97

| Time | Swimmer | Age | PL | Pts | Improv |
|----------------|-------------------|-----|-----------|-----|--------|
| Girls Event 11 | 50 Fly 9-10 | - | Continued | - | |
| 55.17 | DESIMONE, KARA | 9 | 4 | - | + 5.28 |
| 1:01.53 | GREENFIELD, AMY | 9 | 4 | - | - |
| Boys Event 12 | 50 Fly 9-10 | | | | |
| 37.89 | TAYLOR, RYAN | 10 | 1 | 4 | + .29 |
| 54.18 | BUCHANAN, DANNY | 9 | 3 | 1 | + 2.27 |
| Girls Event 13 | 50 Fly 11-12 | | | | |
| 31.93 | BOYD, ERIN | 12 | 2 | 3 | - .17 |
| 41.66 | REDDING, BETH | 12 | 3 | 1 | - |
| Boys Event 14 | 50 Fly 11-12 | | | | |
| 39.64 | HOFFMAN, TRAVIS | 12 | - | - | - |
| Girls Event 15 | 100 Fly 13-14 | | | | |
| 1:07.79 | TAYLOR, ERIN | 14 | 1 | 4 | + .63 |
| 1:25.77 | STAHLE, SAMI JO | 13 | 4 | - | + 4.05 |
| Boys Event 16 | 100 Fly 13-14 | | | | |
| 1:04.30 | BOYER, DAVID | 14 | 1 | 4 | - 2.47 |
| 1:34.76 | MARCH, MATTHEW | 13 | 4 | - | + 1.51 |
| 2:25.44 | PLAPPERT, MICHAEL | 14 | 1 | - | +11.42 |
| Girls Event 17 | 50 Free 8 & Under | | | | |
| 37.77 | FLOWERS, NICOLE | 8 | 1 | 4 | - .38 |
| Boys Event 18 | 50 Free 8 & Under | | | | |
| 39.99 | JANOSKY, RICHARD | 7 | 1 | 4 | + .70 |
| 47.70 | ARMSTEAD, RYAN | 7 | 4 | - | + 5.58 |
| Girls Event 19 | 100 Free 9-10 | | | | |
| 1:12.74 | GEPFER, BREYANNA | 10 | 1 | 4 | - .45 |
| 1:41.90 | EVANS, MARY | 10 | 2 | - | - |
| 1:47.93 | ARNOLD, JESSICA | 10 | 4 | - | -18.85 |
| 1:50.16 | SECHRIST, NANCY | 9 | 4 | - | +13.70 |
| Boys Event 20 | 100 Free 9-10 | | | | |
| 1:17.16 | MELHORN, SHANE | 9 | 2 | 3 | -16.35 |
| Girls Event 21 | 100 Free 11-12 | | | | |
| 1:18.10 | REDDING, BETH | 12 | 2 | 3 | - |
| Boys Event 22 | 100 Free 11-12 | | | | |
| 1:13.76 | RUPPERT, NATHAN | 11 | 1 | 4 | + .96 |

M E E T R E S U L T S R E P O R T

DOVER AREA AQUATIC CLUB Course: Yards
 SUBURBAN 01/11/97

| Time | Swimmer | Age | PL | Pts | Improv |
|----------------|---------------------|-----|----|-----|--------|
| ----- | | | | | |
| Girls Event 23 | 100 Free 13-14 | | | | |
| 1:06.12 | LANE, CARRIE | 14 | 1 | 4 | + 2.58 |
| 1:12.50 | STAHLE, SAMI JO | 13 | 3 | 1 | + 3.26 |
| 1:15.98 | RICHARDS, CATHY | 14 | 1 | - | + .31 |
| Boys Event 24 | 100 Free 13-14 | | | | |
| 57.64 | BUBB, GRANT | 14 | 1 | 3 | - .02 |
| 1:05.22 | KENNEY, JUSTIN | 14 | 2 | 3 | + 7.28 |
| 1:12.78 | TAWNEY, DJ | 13 | 1 | - | - 6.45 |
| 1:24.77 | BUCHANAN, CASEY | 14 | 2 | - | - |
| Girls Event 25 | 25 Back 8 & Under | | | | |
| 27.50 | LANE, CATHERINE | 7 | 1 | 3 | - 2.35 |
| 38.55 | JANOSKY, CHRISTINA | 4 | 4 | - | + 1.92 |
| Boys Event 26 | 25 Back 8 & Under | | | | |
| 22.16 | WILLOW, TANNER | 8 | 1 | 4 | + 1.41 |
| 22.76 | RUPPERT, DANIEL | 8 | 2 | 3 | - .21 |
| 24.41 | DELLER, ERIK | 7 | - | - | - .04 |
| Girls Event 27 | 50 Back 9-10 | | | | |
| 36.45 | GEPFER, BREYANNA | 10 | 1 | 4 | + 1.56 |
| 47.14 | DESIMONE, KARA | 9 | 1 | - | - |
| 50.09 | GREENFIELD, AMY | 9 | 4 | - | - .83 |
| 58.36 | SECHRIST, NANCY | 9 | 3 | - | - 6.56 |
| Boys Event 28 | 50 Back 9-10 | | | | |
| 40.26 | TAYLOR, RYAN | 10 | 1 | 4 | + .52 |
| 42.10 | WILEY, ADAM | 10 | 2 | 3 | - .09 |
| Girls Event 29 | 50 Back 11-12 | | | | |
| 36.14 | SPANGLER, STEPHANIE | 12 | 2 | 3 | + .46 |
| 46.10 | WAGNER, HEATHER | 11 | 4 | - | - 3.52 |
| Boys Event 30 | 50 Back 11-12 | | | | |
| 40.95 | RUPPERT, NATHAN | 11 | 1 | 4 | + .08 |
| Girls Event 31 | 100 Back 13-14 | | | | |
| 1:07.72 | MILLER, QUINN | 14 | 1 | 4 | - |
| 1:18.75 | WILLOW, ASHLEY | 14 | 2 | 3 | + 2.26 |
| Boys Event 32 | 100 Back 13-14 | | | | |
| 1:05.34 | HOOVER, JOEY | 14 | 1 | 4 | - .86 |
| 1:20.65 | MARCH, MATTHEW | 13 | 1 | 3 | - 3.31 |
| Girls Event 33 | 25 Free 8 & Under | | | | |
| 22.05 | DESIMONE, ALICIA | 6 | 3 | 1 | - |

M E E T R E S U L T S R E P O R T

DOVER AREA AQUATIC CLUB Course: Yards
 SUBURBAN 01/11/97

| Time | Swimmer | Age | PL | Pts | Improv |
|----------------|---------------------|-----|----|-----|--------|
| ----- | | | | | |
| Girls Event 33 | 25 Free 8 & Under | | | | |
| 46.84 | JANOSKY, CHRISTINA | 4 | 4 | - | + 5.64 |
| - Continued - | | | | | |
| Boys Event 34 | 25 Free 8 & Under | | | | |
| 19.59 | ARMSTEAD, RYAN | 7 | 1 | 4 | + 1.63 |
| 19.75 | WILLOW, TANNER | 8 | 2 | 3 | + .50 |
| 23.17 | DELLER, ERIK | 7 | 2 | - | - 1.75 |
| Girls Event 35 | 50 Free 9-10 | | | | |
| 38.30 | RUBRITZ, ELIZABETH | 10 | 3 | 1 | - 1.74 |
| 39.83 | HOWELL, CAITLIN | 10 | 4 | - | - |
| 44.96 | HOFFMAN, JENNIFER | 9 | 3 | - | + 2.46 |
| 47.03 | EVANS, MARY | 10 | 4 | - | - 1.09 |
| Boys Event 36 | 50 Free 9-10 | | | | |
| 39.63 | CALDWELL, TOM | 9 | 2 | 3 | + 1.35 |
| Girls Event 37 | 50 Free 11-12 | | | | |
| 31.85 | SPANGLER, STEPHANIE | 12 | 1 | 4 | + 1.42 |
| 40.80 | WAGNER, HEATHER | 11 | 4 | - | + .41 |
| Boys Event 38 | 50 Free 11-12 | | | | |
| 31.81 | BARTKOWSKI, CHRIS | 12 | 1 | 4 | - .73 |
| Girls Event 39 | 50 Free 13-14 | | | | |
| 29.31 | LANE, CARRIE | 14 | 1 | 4 | + .66 |
| 32.91 | RICHARDS, CATHY | 14 | 3 | 1 | + 1.56 |
| 34.49 | GIBSON, CANDICE | 13 | 2 | - | + .42 |
| Boys Event 40 | 50 Free 13-14 | | | | |
| 26.12 | BUBB, GRANT | 14 | 1 | 4 | - .16 |
| 27.33 | HOOVER, JOEY | 14 | 2 | 3 | - |
| 29.44 | TAWNEY, DJ | 13 | 1 | - | - 2.38 |
| 35.59 | BUCHANAN, CASEY | 14 | 2 | - | - |
| 54.93 | PLAPPERT, MICHAEL | 14 | 3 | - | - 4.03 |
| Girls Event 41 | 100 IM 9-10 | | | | |
| 1:33.01 | LAWRENCE, KRISTA | 9 | 2 | 3 | - |
| 1:42.93 | RUBRITZ, ELIZABETH | 10 | 4 | - | - 1.38 |
| Boys Event 42 | 100 IM 9-10 | | | | |
| 1:32.67 | WILEY, ADAM | 10 | 1 | 4 | + 1.30 |
| Girls Event 43 | 100 IM 11-12 | | | | |
| 1:13.86 | BOYD, ERIN | 12 | 1 | 4 | - .36 |
| 1:30.96 | SPANGLER, STEPHANIE | 12 | 3 | 1 | +11.37 |

M E E T R E S U L T S R E P O R T

DOVER AREA AQUATIC CLUB Course: Yards
 SUBURBAN 01/11/97

| Time | Swimmer | Age | PL | Pts | Improv |
|----------------|--------------------------|-----|----|-----|--------|
| Boys Event 44 | 100 IM 11-12 | | | | |
| 1:24.17 | HOFFMAN, TRAVIS | 12 | 1 | 4 | - |
| Girls Event 45 | 200 IM 13-14 | | | | |
| 2:30.23 | TAYLOR, ERIN | 14 | 1 | 4 | + 2.89 |
| 3:17.94 | LITTLE, ERICA | 13 | 3 | 1 | + 1.02 |
| Boys Event 46 | 200 IM 13-14 | | | | |
| 2:30.92 | BOYER, DAVID | 14 | 1 | 4 | + .70 |
| 2:33.13 | SPANGLER, ADAM | 13 | 2 | 3 | + .91 |
| Girls Event 47 | 25 Breast 8 & Under | | | | |
| 32.74 | DESIMONE, ALICIA | 6 | 3 | 1 | - .12 |
| 33.06 | LANE, CATHERINE | 7 | 4 | - | - .34 |
| Boys Event 48 | 25 Breast 8 & Under | | | | |
| 23.07 | RUBRITZ, JONATHAN | 7 | 1 | 4 | + .21 |
| 24.06 | RUPPERT, DANIEL | 8 | 3 | 2 | - 1.04 |
| Girls Event 49 | 50 Breast 9-10 | | | | |
| 50.26 | ARNOLD, JESSICA | 10 | 2 | - | - 2.93 |
| 50.71 | HOFFMAN, JENNIFER | 9 | 3 | 1 | + 1.16 |
| 51.72 | HOFFMAN, JESSICA | 9 | 4 | - | + 1.64 |
| 58.89 | HOWELL, CAITLIN | 10 | 4 | - | - .53 |
| Boys Event 50 | 50 Breast 9-10 | | | | |
| 44.09 | MELHORN, SHANE | 9 | 1 | 4 | + 1.16 |
| 52.21 | BUCHANAN, DANNY | 9 | 3 | 1 | - 3.72 |
| Girls Event 51 | 50 Breast 11-12 | | | | |
| 41.12 | SPANGLER, DANIELLE | 11 | 1 | 4 | - 1.06 |
| Boys Event 52 | 50 Breast 11-12 | | | | |
| 47.34 | BARTKOWSKI, CHRIS | 12 | 1 | 4 | - 1.36 |
| Girls Event 53 | 100 Breast 13-14 | | | | |
| 1:15.87 | MILLER, QUINN | 14 | 1 | 4 | - |
| 1:24.67 | WILLOW, ASHLEY | 14 | 2 | 3 | + 3.07 |
| 1:39.12 | LITTLE, ERICA | 13 | 2 | - | - |
| 1:55.21 | GIBSON, CANDICE | 13 | 4 | - | + 6.09 |
| Boys Event 54 | 100 Breast 13-14 | | | | |
| 1:15.20 | SPANGLER, ADAM | 13 | 1 | 4 | + 4.75 |
| 1:22.24 | KENNEY, JUSTIN | 14 | 2 | 3 | - |
| Mixed Event 55 | 100 Free 8 & Under RELAY | | | | |
| 1:21.41 | A | | 2 | 3 | - |

M E E T R E S U L T S R E P O R T

DOVER AREA AQUATIC CLUB Course: Yards
 SUBURBAN 01/11/97

| Time | Relay | Age | PL | Pts | Improv |
|----------------|---|-----|----|-----------------|--------|
| Mixed Event 55 | 100 Free 8 & Under RELAY | | | | |
| | DESIMONE, ALICIA FLOWERS, NICOLE LANE, CATHERINE ARMSTEAD, RYAN | | | | |
| Mixed Event 56 | 100 Free 8 & Under RELAY | | | | |
| 1:16.58 A | JANOSKY, RICHARD RUBRITZ, JONATHAN WILLOW, TANNER | | 1 | 6 | - |
| | | | | RUPPERT, DANIEL | |
| Mixed Event 57 | 200 Free 9-10 RELAY | | | | |
| 2:24.29 A | DESIMONE, KARA GEPFER, BREYANNA LAWRENCE, KRISTA | | 1 | 6 | - |
| 2:57.17 B | HOFFMAN, JESSICA HOFFMAN, JENNIFER HOWELL, CAITLIN | | 4 | - | - |
| | | | | SECHRIST, NANCY | |
| Mixed Event 58 | 200 Free 9-10 RELAY | | | | |
| 2:30.86 A | BUCHANAN, DANNY MELHORN, SHANE TAYLOR, RYAN | | 1 | 6 | - |
| | | | | WILEY, ADAM | |
| Mixed Event 59 | 200 Free 11-12 RELAY | | | | |
| 2:11.85 A | SPANGLER, DANIELLE REDDING, BETH SPANGLER, STEPHANI BOYD, ERIN | | 2 | 3 | - |
| | | | | | |
| Mixed Event 60 | 200 Free 11-12 RELAY | | | | |
| 2:23.49 A | BARTKOWSKI, CHRIS HOFFMAN, TRAVIS RUPPERT, NATHAN | | 1 | 6 | - |
| | | | | WAGNER, HEATHER | |
| Mixed Event 61 | 200 Free 13-14 RELAY | | | | |
| 1:57.05 A | TAYLOR, ERIN LETO, DENNIS LANE, CARRIE | | 1 | 6 | - |
| 2:15.59 B | GIBSON, CANDICE STAHLE, SAMANTHA LITTLE, ERICA | | 3 | 1 | - |
| | | | | RICHARDS, CATHY | |
| Mixed Event 62 | 200 Free 13-14 RELAY | | | | |
| 1:46.82 A | HOOVER, JOEY BOYER, DAVID KENNEY, JUSTIN | | 1 | 6 | - |
| 2:03.87 B | TAWNEY, DJ MARCH, MATTHEW BUCHANAN, CASEY | | 3 | 1 | - |
| | | | | SPANGLER, ADAM | |

M E E T R E S U L T S R E P O R T

DOVER AREA AQUATIC CLUB Course: Yards
 SOUTHWESTERN 02/01/97

| Time | Relay | Age | PL | Pts | Improv |
|-------------|--------------------|-------------------|--------------------|--------------------|---------|
| Mixed Event | 1 100 Medley | 8 & Under | RELAY | | |
| 1:35.37 | A | | 1 | 8 | - |
| | DESIMONE, ALICIA | FLOWERS, NICOLE | LANE, CATHERINE | DELLER, ERIK | |
| Mixed Event | 2 100 Medley | 8 & Under | RELAY | | |
| 1:26.32 | A | | 1 | 8 | - |
| | JANOSKY, RICHARD | RUBRITZ, JONATHAN | RUPPERT, DANIEL | WILLOW, TANNER | |
| Mixed Event | 3 200 Medley | 9-10 | RELAY | | |
| 2:40.62 | A | | 2 | 4 | - |
| | GEPFER, BREYANNA | HOFFMAN, JENNIFER | LAWRENCE, KRISTA | RUBRITZ, ELIZABETH | |
| 3:28.26 | B | | 3 | 2 | - |
| | SCHRUM, SARA | HOFFMAN, JESSICA | DESIMONE, KARA | HOWELL, CAITLIN | |
| Mixed Event | 4 200 Medley | 9-10 | RELAY | | |
| 2:43.85 | A | | 1 | 8 | - |
| | MELHORN, SHANE | TAYLOR, RYAN | WILEY, ADAM | MATHISON, JIMMY | |
| 3:28.26 | B | | 3 | 2 | - |
| | BUCHANAN, DANNY | CALDWELL, TOM | MATHISON, JEFF | SECHRIST, NANCY | |
| Mixed Event | 5 200 Medley | 11-12 | RELAY | | |
| 2:17.88 | A | | 1 | 8 | - |
| | BOYD, ERIN | MELHORN, MEGAN | SPANGLER, STEPHANI | TAYLOR, LINDSAY | |
| 3:28.69 | B | | 4 | - | - |
| | ARNOLD, JESSICA | EVANS, MARY | MESSERSMITH, JESSI | GREENFIELD, AMY | |
| Mixed Event | 6 200 Medley | 11-12 | RELAY | | |
| 2:40.70 | A | | 2 | 4 | - |
| | RUPPERT, NATHAN | BARTKOWSKI, CHRIS | HOFFMAN, TRAVIS | WAGNER, HEATHER | |
| Mixed Event | 7 200 Medley | 13-14 | RELAY | | |
| 2:10.96 | A | | 1 | 8 | - |
| | LANE, CARRIE | TAYLOR, ERIN | STAHLE, SAMI JO | WILLOW, ASHLEY | |
| 2:28.66 | B | | 3 | 2 | - |
| | BRILLHART, TIFFANY | GIBSON, CANDICE | RICHARDS, CATHY | SPANGLER, DANIELLE | |
| Mixed Event | 8 200 Medley | 13-14 | RELAY | | |
| 1:59.15 | A | | 1 | 8 | - |
| | BOYER, DAVID | BUBB, GRANT | KENNEY, JUSTIN | SPANGLER, ADAM | |
| 2:28.11 | B | | 3 | 2 | - |
| | MARCH, MATTHEW | BUCHANAN, CASEY | TAWNEY, DJ | LITTLE, ERICA | |
| Girls Event | 9 25 Fly | 8 & Under | | | |
| 18.09 | | | 8 | 1 | 6 + .13 |
| | FLOWERS, NICOLE | | | | |
| Boys Event | 10 25 Fly | 8 & Under | | | |
| 19.51 | | | 7 | 1 | 6 + .76 |
| | JANOSKY, RICHARD | | | | |

M E E T R E S U L T S R E P O R T

DOVER AREA AQUATIC CLUB Course: Yards
 SOUTHWESTERN 02/01/97

| Time | Swimmer | Age | PL | Pts | Improv |
|----------------|--------------------|-----|----|-----|--------|
| ----- | | | | | |
| Boys Event 10 | 25 Fly 8 & Under | | | | |
| 22.35 | RUBRITZ, JONATHAN | 7 | 2 | 4 | + 3.07 |
| - Continued - | | | | | |
| Girls Event 11 | 50 Fly 9-10 | | | | |
| 38.81 | LAWRENCE, KRISTA | 9 | 2 | 4 | + .21 |
| 50.43 | HOFFMAN, JESSICA | 9 | 5 | 1 | - 5.21 |
| 54.52 | DESIMONE, KARA | 9 | 4 | 2 | + 4.63 |
| Boys Event 12 | 50 Fly 9-10 | | | | |
| 38.61 | TAYLOR, RYAN | 10 | 1 | 6 | + 1.01 |
| 51.70 | CALDWELL, TOM | 9 | 3 | 3 | + 3.75 |
| Girls Event 13 | 50 Fly 11-12 | | | | |
| 32.32 | BOYD, ERIN | 12 | 1 | 6 | + .39 |
| 59.98 | WAGNER, HEATHER | 11 | 6 | - | + 9.45 |
| Boys Event 14 | 50 Fly 11-12 | | | | |
| 40.41 | BARTKOWSKI, CHRIS | 12 | 2 | 4 | - |
| Girls Event 15 | 100 Fly 13-14 | | | | |
| 1:24.27 | STAHLER, SAMI JO | 13 | 2 | 4 | + 2.55 |
| 1:25.19 | BRILLHART, TIFFANY | 13 | 3 | 3 | + 1.84 |
| Boys Event 16 | 100 Fly 13-14 | | | | |
| 1:04.87 | BOYER, DAVID | 14 | 1 | 6 | + .57 |
| 1:36.47 | MARCH, MATTHEW | 13 | 3 | 3 | + 3.22 |
| Girls Event 17 | 50 Free 8 & Under | | | | |
| 38.63 | FLOWERS, NICOLE | 8 | 1 | 6 | + .86 |
| Boys Event 18 | 50 Free 8 & Under | | | | |
| 40.08 | JANOSKY, RICHARD | 7 | 1 | 6 | + .79 |
| 41.89 | RUPPERT, DANIEL | 8 | 2 | 4 | + 1.00 |
| 45.43 | ARMSTEAD, RYAN | 7 | 3 | 3 | + 3.31 |
| Girls Event 19 | 100 Free 9-10 | | | | |
| 1:10.91 | GEPFER, BREYANNA | 10 | 1 | 6 | - 1.83 |
| 1:29.49 | HOWELL, CAITLIN | 10 | 3 | 3 | - 2.31 |
| 1:48.97 | SECHRIST, NANCY | 9 | 4 | - | +12.51 |
| 1:57.03 | ARNOLD, JESSICA | 10 | 5 | 1 | + 9.10 |
| Boys Event 20 | 100 Free 9-10 | | | | |
| 1:13.63 | TAYLOR, RYAN | 10 | 1 | 6 | - .52 |
| 1:37.24 | MATHISON, JIMMY | 10 | 3 | 3 | + 4.33 |
| Girls Event 21 | 100 Free 11-12 | | | | |
| 1:02.35 | BOYD, ERIN | 12 | 1 | 6 | - 1.20 |

M E E T R E S U L T S R E P O R T

DOVER AREA AQUATIC CLUB Course: Yards
 SOUTHWESTERN 02/01/97

| Time | Swimmer | Age | PL | Pts | Improv |
|----------------|---------------------|---------------|----|-----|--------|
| ----- | | | | | |
| Girls Event 21 | 100 Free 11-12 | - Continued - | | | |
| 1:07.91 | SPANGLER, STEPHANIE | 12 | 2 | 4 | - .04 |
| Boys Event 22 | 100 Free 11-12 | | | | |
| 1:11.83 | RUPPERT, NATHAN | 11 | 1 | 6 | - .97 |
| Girls Event 23 | 100 Free 13-14 | | | | |
| 1:01.10 | TAYLOR, ERIN | 14 | 1 | 6 | + .70 |
| 1:03.36 | LANE, CARRIE | 14 | 3 | 3 | - .18 |
| 1:15.39 | GIBSON, CANDICE | 13 | 4 | 2 | - 1.94 |
| Boys Event 24 | 100 Free 13-14 | | | | |
| 56.78 | BUBB, GRANT | 14 | 1 | 6 | - .86 |
| 56.91 | KENNEY, JUSTIN | 14 | 2 | 4 | - 1.03 |
| Girls Event 25 | 25 Back 8 & Under | | | | |
| 25.98 | DESIMONE, ALICIA | 6 | 1 | 6 | + 1.67 |
| Boys Event 26 | 25 Back 8 & Under | | | | |
| 22.71 | WILLOW, TANNER | 8 | 1 | 6 | + 1.96 |
| 25.66 | DELLER, ERIK | 7 | 3 | 3 | + 1.25 |
| 31.03 | DESIMONE, CAMERON | 5 | 5 | 1 | + 1.24 |
| Girls Event 27 | 50 Back 9-10 | | | | |
| 46.76 | RUBRITZ, ELIZABETH | 10 | 2 | 4 | - 1.64 |
| 52.15 | SCHRUM, SARA | 10 | 3 | 3 | - 2.53 |
| 52.77 | HOFFMAN, JENNIFER | 9 | 6 | - | - 6.78 |
| 56.88 | GREENFIELD, AMY | 9 | 4 | 1 | + 6.79 |
| Boys Event 28 | 50 Back 9-10 | | | | |
| 41.91 | WILEY, ADAM | 10 | 1 | 6 | - .19 |
| 43.48 | CALDWELL, TOM | 9 | 2 | 4 | - 2.25 |
| 59.82 | MATHISON, JEFF | 9 | 5 | 1 | + 1.99 |
| Girls Event 29 | 50 Back 11-12 | | | | |
| 35.62 | SPANGLER, STEPHANIE | 12 | 1 | 6 | - .06 |
| 49.13 | MELHORN, MEGAN | 12 | 3 | 3 | +10.18 |
| Boys Event 30 | 50 Back 11-12 | | | | |
| 37.29 | HOFFMAN, TRAVIS | 12 | 1 | 6 | - |
| Girls Event 31 | 100 Back 13-14 | | | | |
| 1:19.43 | WILLOW, ASHLEY | 14 | 2 | 4 | + 2.94 |
| 1:23.76 | RICHARDS, CATHY | 14 | 3 | 3 | + .34 |
| 1:38.22 | LITTLE, ERICA | 13 | 4 | 2 | - |

M E E T R E S U L T S R E P O R T

DOVER AREA AQUATIC CLUB Course: Yards
 SOUTHWESTERN 02/01/97

| Time | Swimmer | Age | PL | Pts | Improv |
|---|----------------------|-----|----|-----|--------|
| Boys Event 32 100 Back 13-14 | | | | | |
| 1:21.96 | MARCH, MATTHEW | 13 | 2 | 4 | + 1.31 |
| 1:28.86 | BUCHANAN, CASEY | 14 | 3 | 3 | - |
| Girls Event 33 25 Free 8 & Under | | | | | |
| 20.98 | LANE, CATHERINE | 7 | 2 | 4 | - .96 |
| 38.32 | DESIMONE, ALICIA | 6 | 5 | 1 | +16.27 |
| Boys Event 34 25 Free 8 & Under | | | | | |
| 18.88 | WILLOW, TANNER | 8 | 1 | 6 | - .37 |
| 23.32 | DELLER, ERIK | 7 | 2 | 4 | + .15 |
| 30.66 | DESIMONE, CAMERON | 5 | 5 | 1 | - .04 |
| Girls Event 35 50 Free 9-10 | | | | | |
| 31.61 | GEPFER, BREYANNA | 10 | 1 | 6 | - .13 |
| 47.46 | EVANS, MARY | 10 | 3 | 3 | + .43 |
| 50.65 | MESSERSMITH, JESSICA | 9 | 4 | 1 | - 6.47 |
| Boys Event 36 50 Free 9-10 | | | | | |
| 39.52 | BUCHANAN, DANNY | 9 | 2 | 4 | - |
| 42.45 | MATHISON, JIMMY | 10 | 4 | 2 | -16.62 |
| 59.55 | MATHISON, JEFF | 9 | 5 | 1 | - .07 |
| Girls Event 37 50 Free 11-12 | | | | | |
| 32.05 | MELHORN, MEGAN | 12 | 1 | 6 | - .97 |
| 42.89 | WAGNER, HEATHER | 11 | 4 | 2 | + 2.50 |
| Boys Event 38 50 Free 11-12 | | | | | |
| 34.13 | BARTKOWSKI, CHRIS | 12 | 1 | 6 | + 2.32 |
| Girls Event 39 50 Free 13-14 | | | | | |
| 29.00 | LANE, CARRIE | 14 | 2 | 4 | + .35 |
| 31.45 | BRILLHART, TIFFANY | 13 | 3 | 3 | - .62 |
| 32.94 | RICHARDS, CATHY | 14 | 4 | 2 | + 1.59 |
| Boys Event 40 50 Free 13-14 | | | | | |
| 25.90 | KENNEY, JUSTIN | 14 | 1 | 6 | - .20 |
| 26.06 | BUBB, GRANT | 14 | 2 | 4 | - .06 |
| 29.67 | TAWNEY, DJ | 13 | 5 | 1 | + .23 |
| Girls Event 41 100 IM 9-10 | | | | | |
| 1:32.35 | LAWRENCE, KRISTA | 9 | 2 | 4 | - .66 |
| 1:44.81 | RUBRITZ, ELIZABETH | 10 | 3 | 3 | + 1.88 |
| 1:51.49 | DESIMONE, KARA | 9 | 4 | 2 | +10.53 |
| 2:03.55 | MESSERSMITH, JESSICA | 9 | 6 | - | - 8.99 |

M E E T R E S U L T S R E P O R T

DOVER AREA AQUATIC CLUB Course: Yards
SOUTHWESTERN 02/01/97

| Time | Swimmer | Age | PL | Pts | Improv |
|------------------------------------|--------------------|-----|----|-----|--------|
| Boys Event 42 100 IM 9-10 | | | | | |
| 1:31.21 | WILEY, ADAM | 10 | 2 | 4 | - .16 |
| 1:38.44 | MELHORN, SHANE | 9 | 3 | 3 | - .06 |
| Girls Event 43 100 IM 11-12 | | | | | |
| 1:18.80 | TAYLOR, LINDSAY | 12 | 1 | 6 | + 2.12 |
| 1:29.47 | SPANGLER, DANIELLE | 11 | 3 | 3 | + 2.03 |
| Boys Event 44 100 IM 11-12 | | | | | |
| 1:27.14 | RUPPERT, NATHAN | 11 | - | - | - 1.85 |
| Girls Event 45 200 IM 13-14 | | | | | |
| 2:49.74 | WILLOW, ASHLEY | 14 | 2 | 4 | - |
| 2:59.00 | STAHLE, SAMI JO | 13 | 3 | 3 | + 4.13 |
| Boys Event 46 200 IM 13-14 | | | | | |
| 2:26.25 | BOYER, DAVID | 14 | 2 | 4 | - 3.97 |
| 2:33.57 | SPANGLER, ADAM | 13 | 3 | 3 | + 1.35 |
| Girls Event 47 25 Breast 8 & Under | | | | | |
| 31.14 | LANE, CATHERINE | 7 | 1 | 6 | - 1.92 |
| 33.58 | DESIMONE, ALICIA | 6 | 2 | 4 | + .84 |
| Boys Event 48 25 Breast 8 & Under | | | | | |
| 23.39 | RUBRITZ, JONATHAN | 7 | 1 | 6 | + .53 |
| 24.51 | RUPPERT, DANIEL | 8 | 2 | 4 | + .45 |
| 27.03 | ARMSTEAD, RYAN | 7 | 3 | 3 | - 3.82 |
| Girls Event 49 50 Breast 9-10 | | | | | |
| 49.51 | HOFFMAN, JENNIFER | 9 | 2 | 4 | - .04 |
| 50.18 | ARNOLD, JESSICA | 10 | 4 | 2 | - .08 |
| 53.39 | HOFFMAN, JESSICA | 9 | 5 | 1 | + 3.31 |
| 58.56 | HOWELL, CAITLIN | 10 | 6 | - | - .33 |
| Boys Event 50 50 Breast 9-10 | | | | | |
| 45.08 | MELHORN, SHANE | 9 | 1 | 6 | + 2.15 |
| 53.36 | BUCHANAN, DANNY | 9 | 3 | 3 | + 1.15 |
| Girls Event 51 50 Breast 11-12 | | | | | |
| 40.84 | TAYLOR, LINDSAY | 12 | 1 | 6 | + 2.81 |
| 42.20 | SPANGLER, DANIELLE | 11 | 3 | 3 | + 1.08 |
| Boys Event 52 50 Breast 11-12 | | | | | |
| 40.34 | HOFFMAN, TRAVIS | 12 | 1 | 6 | - 1.78 |
| Girls Event 53 100 Breast 13-14 | | | | | |
| 1:19.67 | TAYLOR, ERIN | 14 | 1 | 6 | + 3.00 |

M E E T R E S U L T S R E P O R T

DOVER AREA AQUATIC CLUB Course: Yards
 SOUTHWESTERN 02/01/97

| Time | Swimmer | Age | PL | Pts | Improv |
|-------------|------------------------------------|-----|--------------------|--------------------|---------------|
| ----- | | | | | |
| Girls Event | 53 100 Breast 13-14 | | | | - Continued - |
| 1:41.76 | LITTLE, ERICA | 13 | 3 | 3 | + 2.64 |
| 1:52.06 | GIBSON, CANDICE | 13 | 5 | 1 | + 2.94 |
| Boys Event | 54 100 Breast 13-14 | | | | |
| 1:18.56 | SPANGLER, ADAM | 13 | 1 | 6 | + 8.11 |
| 1:31.07 | TAWNEY, DJ | 13 | 2 | 4 | + 1.99 |
| 2:05.56 | BUCHANAN, CASEY | 14 | 3 | 3 | - 6.82 |
| Mixed Event | 55 100 Free 8 & Under RELAY | | | | |
| 1:25.21 | A | | 2 | 4 | - |
| | DESIMONE, ALICIA FLOWERS, NICOLE | | LANE, CATHERINE | ARMSTEAD, RYAN | |
| Mixed Event | 56 100 Free 8 & Under RELAY | | | | |
| 1:16.36 | A | | 1 | 8 | - |
| | JANOSKY, RICHARD RUBRITZ, JONATHAN | | RUPPERT, DANIEL | WILLOW, TANNER | |
| Mixed Event | 57 200 Free 9-10 RELAY | | | | |
| 2:31.19 | A | | 2 | 4 | - |
| | GEPFER, BREYANNA DESIMONE, KARA | | LAWRENCE, KRISTA | RUBRITZ, ELIZABETH | |
| 3:15.88 | B | | 3 | 2 | - |
| | EVANS, MARY GREENFIELD, AMY | | MESSERSMITH, JESSI | ARNOLD, JESSICA | |
| Mixed Event | 58 200 Free 9-10 RELAY | | | | |
| 2:24.57 | A | | 1 | 8 | - |
| | MATHISON, JIMMY MELHORN, SHANE | | TAYLOR, RYAN | WILEY, ADAM | |
| 3:13.18 | B | | 4 | - | - |
| | BUCHANAN, DANNY CALDWELL, TOM | | MATHISON, JEFF | SECHRIST, NANCY | |
| Mixed Event | 59 200 Free 11-12 RELAY | | | | |
| 2:05.74 | A | | 1 | 8 | - |
| | BOYD, ERIN MELHORN, MEGAN | | SPANGLER, STEPHANI | TAYLOR, LINDSAY | |
| Mixed Event | 60 200 Free 11-12 RELAY | | | | |
| 2:15.99 | A | | 1 | 8 | - |
| | RUPPERT, NATHAN BARTKOWSKI, CHRIS | | HOFFMAN, TRAVIS | WAGNER, HEATHER | |
| Mixed Event | 61 200 Free 13-14 RELAY | | | | |
| 1:58.72 | A | | 1 | 8 | - |
| | BRILLHART, TIFFANY LANE, CARRIE | | TAYLOR, ERIN | WILLOW, ASHLEY | |
| 2:18.01 | B | | 3 | 2 | - |
| | GIBSON, CANDICE RICHARDS, CATHY | | STAHLE, SAMI JO | SPANGLER, DANIELLE | |
| Mixed Event | 62 200 Free 13-14 RELAY | | | | |
| 1:50.54 | A | | 1 | 8 | - |
| | BOYER, DAVID TAWNEY, DJ | | KENNEY, JUSTIN | MARCH, MATTHEW | |
| 2:01.13 | B | | 3 | 2 | - |

M E E T R E S U L T S R E P O R T

DOVER AREA AQUATIC CLUB Course: Yards
 SOUTHWESTERN 02/01/97

| Time | Relay | Age | PL | Pts | Improv |
|-----------------|----------------|-------------|----|---------------|--------|
| Mixed Event 62 | 200 Free 13-14 | RELAY | | | |
| BUCHANAN, CASEY | SPANGLER, ADAM | BUBB, GRANT | | LITTLE, ERICA | |

M E E T R E S U L T S R E P O R T

DOVER AREA AQUATIC CLUB Course: Yards
 FCSL CHAMPIONSHIPS 02/22/97

| Time | Relay | Age | PL | Pts | Improv |
|------------------------|---|-----|----|--------------------|--------|
| Mixed Event 1:22.89 | 2 100 Medley 8 & Under RELAY A WILLOW, TANNER RUPPERT, DANIEL | | 1 | 32 | - |
| | | | | JANOSKY, RICHARD | |
| Mixed Event 2:46.18 | 3 200 Medley 9-10 RELAY A GEPFER, BREYANNA RUBRITZ, ELIZABETH | | 6 | 18 | - |
| | | | | FLOWERS, NICOLE | |
| | | | | HOFFMAN, JENNIFER | |
| Mixed Event 2:36.87 | 4 200 Medley 9-10 RELAY A TAYLOR, RYAN MELHORN, SHANE | | 2 | 26 | - |
| | | | | CALDWELL, TOM | |
| | | | | WILEY, ADAM | |
| 3:35.12 | B DELLER, ERIK MATHISON, JEFF | | 6 | 18 | - |
| | | | | MATHISON, JIMMY | |
| | | | | ARMSTEAD, RYAN | |
| Mixed Event 2:17.70 | 5 200 Medley 11-12 RELAY A BOYD, ERIN TAYLOR, LINDSAY | | 5 | 20 | - |
| | | | | SPANGLER, STEPHANI | |
| | | | | MELHORN, MEGAN | |
| Mixed Event 2:34.26 | 6 200 Medley 11-12 RELAY A RUPPERT, NATHAN BUCHANAN, DANNY | | 5 | 20 | - |
| | | | | HOFFMAN, TRAVIS | |
| | | | | BARTKOWSKI, CHRIS | |
| Mixed Event 2:09.14 | 7 200 Medley 13-14 RELAY A LANE, CARRIE WILLOW, ASHLEY | | 5 | 20 | - |
| | | | | TAYLOR, ERIN | |
| | | | | STAHLE, SAMI JO | |
| Mixed Event 1:53.95 | 8 200 Medley 13-14 RELAY A SPANGLER, ADAM KENNEY, JUSTIN | | 3 | 24 | - |
| | | | | BOYER, DAVID | |
| | | | | HOOVER, JOEY | |
| Girls Event 17.60 | 9 25 Fly 8 & Under FLOWERS, NICOLE | 8 | 2 | 13 | - .35 |
| Boys Event 19.09 | 10 25 Fly 8 & Under JANOSKY, RICHARD | 7 | 2 | 13 | + .58 |
| Boys Event 35.90 | 12 50 Fly 9-10 TAYLOR, RYAN | 10 | 3 | 12 | + .80 |
| 47.16 | CALDWELL, TOM | 9 | 7 | 7 | - .79 |
| 47.96 | BUCHANAN, DANNY | 9 | 9 | 6 | - 3.95 |
| Girls Event 32.31 | 13 50 Fly 11-12 BOYD, ERIN | 12 | 4 | 11 | + .38 |
| Girls Event 1:24.37 | 15 100 Fly 13-14 BRILLHART, TIFFANY | 13 | 9 | 6 | + 1.02 |

M E E T R E S U L T S R E P O R T

DOVER AREA AQUATIC CLUB Course: Yards
 FC SL CHAMPIONSHIPS 02/22/97

| Time | Swimmer | Age | PL | Pts | Improv |
|----------------|---------------------|-----|----|-----|--------|
| Boys Event 16 | 100 Fly 13-14 | | | | |
| 1:02.33 | BOYER, DAVID | 14 | 2 | 13 | - .69 |
| Girls Event 17 | 50 Free 8 & Under | | | | |
| 37.59 | FLOWERS, NICOLE | 8 | 3 | 12 | + .06 |
| Boys Event 18 | 50 Free 8 & Under | | | | |
| 37.83 | JANOSKY, RICHARD | 7 | 5 | 10 | + .65 |
| 41.23 | RUPPERT, DANIEL | 8 | 7 | 7 | + .34 |
| Girls Event 19 | 100 Free 9-10 | | | | |
| 1:08.67 | GEPFER, BREYANNA | 10 | 1 | 16 | - .66 |
| Girls Event 21 | 100 Free 11-12 | | | | |
| 1:03.63 | BOYD, ERIN | 12 | 3 | 12 | + 1.28 |
| 1:08.59 | SPANGLER, STEPHANIE | 12 | 10 | 3 | + .68 |
| 1:13.14 | MELHORN, MEGAN | 12 | 15 | - | - 2.75 |
| Boys Event 22 | 100 Free 11-12 | | | | |
| 1:08.55 | RUPPERT, NATHAN | 11 | 6 | 9 | - 1.30 |
| Girls Event 23 | 100 Free 13-14 | | | | |
| 1:02.36 | LANE, CARRIE | 14 | 8 | 5 | - 1.00 |
| 1:08.98 | STAHLER, SAMI JO | 13 | 19 | - | - .26 |
| Boys Event 24 | 100 Free 13-14 | | | | |
| 55.76 | BUBB, GRANT | 14 | 2 | 13 | - .42 |
| 57.99 | KENNEY, JUSTIN | 14 | 5 | 10 | + 1.08 |
| 58.87 | SPANGLER, ADAM | 13 | 6 | 9 | - |
| Girls Event 25 | 25 Back 8 & Under | | | | |
| 24.48 | DESIMONE, ALICIA | 6 | 14 | - | + .17 |
| 45.50 | JANOSKY, CHRISTINA | 4 | 24 | - | + 8.87 |
| Boys Event 26 | 25 Back 8 & Under | | | | |
| 20.15 | RUBRITZ, JONATHAN | 7 | 2 | 13 | - .55 |
| 21.63 | WILLOW, TANNER | 8 | 3 | 12 | + .88 |
| 25.53 | DELLER, ERIK | 7 | 11 | 2 | + 1.12 |
| 33.72 | DESIMONE, CAMERON | 5 | 21 | - | + 3.93 |
| Girls Event 27 | 50 Back 9-10 | | | | |
| 36.34 | GEPFER, BREYANNA | 10 | 1 | 16 | + 1.45 |
| 44.67 | ACWORTH, ALEX | 10 | 13 | - | - 7.70 |
| 46.03 | RUBRITZ, ELIZABETH | 10 | 16 | - | - .73 |
| 49.33 | DESIMONE, KARA | 9 | 21 | - | + 2.19 |
| 50.37 | GREENFIELD, AMY | 9 | 24 | - | + .28 |
| 50.82 | EVANS, MARY | 10 | 25 | - | - 3.31 |

M E E T R E S U L T S R E P O R T

DOVER AREA AQUATIC CLUB Course: Yards
 FC SL CHAMPIONSHIPS 02/22/97

| Time | Swimmer | Age | PL | Pts | Improv |
|---|---------------------|-----|----|-----|--------|
| Boys Event 28 50 Back 9-10 | | | | | |
| 38.85 | TAYLOR, RYAN | 10 | 2 | 13 | + 1.48 |
| 40.97 | CALDWELL, TOM | 9 | 7 | 7 | - 2.51 |
| 41.13 | WILEY, ADAM | 10 | 8 | 5 | - .78 |
| 55.52 | MATHISON, JEFF | 9 | 14 | - | - 2.31 |
| Girls Event 29 50 Back 11-12 | | | | | |
| 34.44 | SPANGLER, STEPHANIE | 12 | 3 | 12 | + .19 |
| 41.64 | SPANGLER, DANIELLE | 11 | 20 | - | - |
| 45.92 | WAGNER, HEATHER | 11 | 26 | - | - .18 |
| Girls Event 31 100 Back 13-14 | | | | | |
| 1:11.44 | LANE, CARRIE | 14 | 5 | 10 | + 1.11 |
| 1:21.98 | RICHARDS, CATHY | 14 | 9 | 4 | - 1.44 |
| Boys Event 32 100 Back 13-14 | | | | | |
| 1:17.31 | MARCH, MATTHEW | 13 | 5 | 10 | - 1.41 |
| 1:31.96 | BUCHANAN, CASEY | 14 | 8 | 5 | + 3.10 |
| Girls Event 33 25 Free 8 & Under | | | | | |
| 21.63 | DESIMONE, ALICIA | 6 | 14 | - | - .42 |
| 22.82 | LANE, CATHERINE | 7 | 16 | - | + 1.84 |
| 37.07 | JANOSKY, CHRISTINA | 4 | 30 | - | - 4.13 |
| Boys Event 34 25 Free 8 & Under | | | | | |
| 18.42 | ARMSTEAD, RYAN | 7 | 3 | 12 | + .46 |
| 19.16 | WILLOW, TANNER | 8 | 4 | 11 | + .28 |
| 22.94 | DELLER, ERIK | 7 | 17 | - | - .23 |
| 30.02 | DESIMONE, CAMERON | 5 | 25 | - | - .64 |
| Girls Event 35 50 Free 9-10 | | | | | |
| 39.32 | ACWORTH, ALEX | 10 | 17 | - | - 5.21 |
| 40.56 | HOFFMAN, JESSICA | 9 | 22 | - | - 1.65 |
| 42.22 | DESIMONE, KARA | 9 | 25 | - | + .20 |
| 42.59 | ARNOLD, JESSICA | 10 | 26 | - | - 6.08 |
| 43.02 | HOFFMAN, JENNIFER | 9 | 28 | - | + .52 |
| 44.05 | EVANS, MARY | 10 | 31 | - | - 2.98 |
| 46.12 | SECHRIST, NANCY | 9 | 36 | - | + .55 |
| Boys Event 36 50 Free 9-10 | | | | | |
| 33.68 | MELHORN, SHANE | 9 | 3 | 12 | - .08 |
| 37.48 | MATHISON, JIMMY | 10 | 10 | 3 | - 4.97 |
| Girls Event 37 50 Free 11-12 | | | | | |
| 32.16 | MELHORN, MEGAN | 12 | 12 | 1 | + .11 |
| 41.17 | WAGNER, HEATHER | 11 | 38 | - | + .78 |

M E E T R E S U L T S R E P O R T

DOVER AREA AQUATIC CLUB Course: Yards
 FC SL CHAMPIONSHIPS 02/22/97

| Time | Swimmer | Age | PL | Pts | Improv |
|----------------|----------------------|-----|----|-----|--------|
| Boys Event 38 | 50 Free 11-12 | | | | |
| 31.64 | BARTKOWSKI, CHRIS | 12 | 3 | 12 | + .37 |
| Girls Event 39 | 50 Free 13-14 | | | | |
| 31.11 | RICHARDS, CATHY | 14 | 18 | - | - .24 |
| 31.82 | LITTLE, ERICA | 13 | 20 | - | - 2.02 |
| Boys Event 40 | 50 Free 13-14 | | | | |
| 25.37 | BUBB, GRANT | 14 | 3 | 12 | - .31 |
| 26.11 | KENNEY, JUSTIN | 14 | 6 | 9 | + .21 |
| 28.57 | MARCH, MATTHEW | 13 | 13 | - | - .61 |
| 34.69 | BUCHANAN, CASEY | 14 | 19 | - | - .90 |
| Girls Event 41 | 100 IM 9-10 | | | | |
| 1:56.50 | MESSERSMITH, JESSICA | 9 | 14 | - | - 7.05 |
| Boys Event 42 | 100 IM 9-10 | | | | |
| 1:31.68 | WILEY, ADAM | 10 | 5 | 10 | + 1.62 |
| Girls Event 43 | 100 IM 11-12 | | | | |
| 1:14.50 | TAYLOR, LINDSAY | 12 | 2 | 13 | + 1.22 |
| Boys Event 44 | 100 IM 11-12 | | | | |
| 1:18.55 | HOFFMAN, TRAVIS | 12 | 4 | 11 | - .39 |
| Girls Event 45 | 200 IM 13-14 | | | | |
| 2:25.06 | TAYLOR, ERIN | 14 | 1 | 16 | - .24 |
| 2:47.06 | WILLOW, ASHLEY | 14 | 7 | 7 | - 2.68 |
| 2:50.10 | STAHLE, SAMI JO | 13 | 8 | 5 | - 4.77 |
| Boys Event 46 | 200 IM 13-14 | | | | |
| 2:26.12 | BOYER, DAVID | 14 | 4 | 11 | - .13 |
| Girls Event 47 | 25 Breast 8 & Under | | | | |
| 32.81 | LANE, CATHERINE | 7 | 10 | 3 | + 1.67 |
| Boys Event 48 | 25 Breast 8 & Under | | | | |
| 23.13 | RUPPERT, DANIEL | 8 | 2 | 13 | - .93 |
| 23.38 | RUBRITZ, JONATHAN | 7 | 3 | 12 | + .64 |
| 24.16 | ARMSTEAD, RYAN | 7 | 4 | 11 | - 2.18 |
| Girls Event 49 | 50 Breast 9-10 | | | | |
| 49.00 | RUBRITZ, ELIZABETH | 10 | 10 | 3 | - 4.82 |
| 49.57 | ARNOLD, JESSICA | 10 | 11 | 2 | - .61 |
| 51.08 | HOFFMAN, JENNIFER | 9 | 14 | - | + 1.57 |
| 51.49 | HOFFMAN, JESSICA | 9 | 16 | - | + 1.41 |
| 55.70 | SECHRIST, NANCY | 9 | 21 | - | - .84 |

M E E T R E S U L T S R E P O R T

DOVER AREA AQUATIC CLUB Course: Yards
 FC SL CHAMPIONSHIPS 02/22/97

| Time | Swimmer | Age | PL | Pts | Improv |
|----------------|-----------------------------------|---------------|--------------------|--------------------|--------|
| ----- | | | | | |
| Girls Event 49 | 50 Breast 9-10 | - Continued - | | | |
| 1:00.19 | GREENFIELD, AMY | 9 | 24 | - | + .06 |
| 1:00.21 | MESSERSMITH, JESSICA | 9 | 25 | - | - |
| Boys Event 50 | 50 Breast 9-10 | | | | |
| 42.51 | MELHORN, SHANE | 9 | 3 | 12 | - .42 |
| 52.27 | MATHISON, JIMMY | 10 | 10 | 3 | - 2.21 |
| 1:07.30 | MATHISON, JEFF | 9 | 16 | - | - |
| 5:53.26 | BUCHANAN, DANNY | 9 | 11 | 2 | - |
| Girls Event 51 | 50 Breast 11-12 | | | | |
| 38.57 | TAYLOR, LINDSAY | 12 | 2 | 13 | + .96 |
| 40.62 | SPANGLER, DANIELLE | 11 | 7 | 7 | - .50 |
| Boys Event 52 | 50 Breast 11-12 | | | | |
| 39.11 | HOFFMAN, TRAVIS | 12 | 3 | 12 | - 1.02 |
| 42.92 | RUPPERT, NATHAN | 11 | 6 | 9 | + .09 |
| 47.42 | BARTKOWSKI, CHRIS | 12 | 11 | 2 | + .08 |
| Girls Event 53 | 100 Breast 13-14 | | | | |
| 1:17.24 | TAYLOR, ERIN | 14 | 3 | 12 | + .57 |
| 1:26.30 | WILLOW, ASHLEY | 14 | 9 | 4 | + 4.70 |
| 1:33.37 | BRILLHART, TIFFANY | 13 | 16 | - | + 1.60 |
| 1:38.71 | LITTLE, ERICA | 13 | 17 | - | - .41 |
| Boys Event 54 | 100 Breast 13-14 | | | | |
| 1:08.90 | SPANGLER, ADAM | 13 | 1 | 16 | + 1.22 |
| 1:29.83 | TAWNEY, DJ | 13 | 6 | 9 | + .75 |
| Mixed Event 55 | 100 Free 8 & Under RELAY | | | | |
| 2:00.47 | A | | 11 | 4 | - |
| | DESIMONE, CAMERON LANE, CATHERINE | | JANOSKY, CHRISTINA | DESIMONE, ALICIA | |
| Mixed Event 56 | 100 Free 8 & Under RELAY | | | | |
| 1:10.95 | A | | 1 | 32 | - |
| | JANOSKY, RICHARD WILLOW, TANNER | | RUBRITZ, JONATHAN | RUPPERT, DANIEL | |
| Mixed Event 57 | 200 Free 9-10 RELAY | | | | |
| 2:26.21 | A | | 5 | 8 | - |
| | GEPFER, BREYANNA FLOWERS, NICOLE | | RUBRITZ, ELIZABETH | HOWELL, CAITLIN | |
| 2:48.58 | B | | 11 | 4 | - |
| | DESIMONE, KARA HOFFMAN, JENNIFER | | HOFFMAN, JESSICA | ACWORTH, ALEX | |
| 3:20.64 | C | | 14 | - | - |
| | SECHRIST, NANCY GREENFIELD, AMY | | EVANS, MARY | MESSERSMITH, JESSI | |
| Mixed Event 58 | 200 Free 9-10 RELAY | | | | |
| 2:22.14 | A | | 2 | 26 | - |

M E E T R E S U L T S R E P O R T

DOVER AREA AQUATIC CLUB Course: Yards
 FC SL CHAMPIONSHIPS 02/22/97

| Time | Relay | Age | PL | Pts | Improv |
|----------------|-----------------------------------|--------------------------------------|-------------------------------------|---------------------|----------------------|
| Mixed Event 58 | 200 Free 9-10 RELAY | | | | |
| 3:17.89 | TAYLOR, RYAN B DELLER, ERIK | MELHORN, SHANE MATHISON, JEFF | WILEY, ADAM 7 MATHISON, JIMMY | CALDWELL, TOM 14 | - ARMSTEAD, RYAN |
| Mixed Event 59 | 200 Free 11-12 RELAY | | | | |
| 2:02.15 | BOYD, ERIN A | SPANGLER, STEPHANI MELHORN, MEGAN | 5 | 20 | - TAYLOR, LINDSAY |
| Mixed Event 60 | 200 Free 11-12 RELAY | | | | |
| 2:16.27 | BUCHANAN, DANNY A | BARTKOWSKI, CHRIS HOFFMAN, TRAVIS | 5 | 20 | - RUPPERT, NATHAN |
| Mixed Event 61 | 200 Free 13-14 RELAY | | | | |
| 1:56.42 | LANE, CARRIE A | TAYLOR, ERIN | 3 | 24 | - STAHLE, SAMI JO |
| 2:17.52 | BRILLHART, TIFFANY B | RICHARDS, CATHY LITTLE, ERICA | 13 | - | - WAGNER, HEATHER |
| Mixed Event 62 | 200 Free 13-14 RELAY | | | | |
| 1:45.22 | MARCH, MATTHEW A | BOYER, DAVID | 3 | 24 | - BUBB, GRANT |

M E E T R E S U L T S R E P O R T

DOVER AREA AQUATIC CLUB Course: Yards
 FC SL ALLSTARS CHAMPS 02/23/97

| Time | Relay | Age | PL | Pts | Improv |
|------------------------|-------------------------|----------------------|-------------------|--------------------|--------|
| Mixed Event 1:23.75 | 2 A WILLOW, TANNER | 100 Medley 8 & Under | RELAY 1 | 14 | - |
| | RUPPERT, DANIEL | | RUBRITZ, JONATHAN | JANOSKY, RICHARD | |
| Mixed Event 2:45.96 | 3 A GEPFER, BREYANNA | 200 Medley 9-10 | RELAY 6 | 2 | - |
| | RUBRITZ, ELIZABETH | | FLOWERS, NICOLE | HOFFMAN, JENNIFER | |
| Mixed Event 2:36.24 | 4 A TAYLOR, RYAN | 200 Medley 9-10 | RELAY 2 | 4 | - |
| | WILEY, ADAM | | MELHORN, SHANE | CALDWELL, TOM | |
| 3:41.98 | B DELLER, ERIK | | 6 | 2 | - |
| | MATHISON, JEFF | | MATHISON, JIMMY | ARMSTEAD, RYAN | |
| Mixed Event 2:13.15 | 5 A BOYD, ERIN | 200 Medley 11-12 | RELAY 5 | 4 | - |
| | TAYLOR, LINDSAY | | MELHORN, MEGAN | SPANGLER, STEPHANI | |
| Mixed Event 2:34.97 | 6 A RUPPERT, NATHAN | 200 Medley 11-12 | RELAY 5 | 4 | - |
| | BARTKOWSKI, CHRIS | | BUCHANAN, DANNY | HOFFMAN, TRAVIS | |
| Mixed Event 2:08.48 | 7 A LANE, CARRIE | 200 Medley 13-14 | RELAY 4 | 6 | - |
| | WILLOW, ASHLEY | | TAYLOR, ERIN | STAHLE, SAMI JO | |
| Mixed Event 1:54.19 | 8 A SPANGLER, ADAM | 200 Medley 13-14 | RELAY 3 | 8 | - |
| | BOYER, DAVID | | KENNEY, JUSTIN | HOOVER, JOEY | |
| 2:21.02 | B BUBB, GRANT | | 6 | 2 | - |
| | MARCH, MATTHEW | | BUCHANAN, CASEY | TAWNEY, DJ | |
| Girls Event 17.95 | 9 FLOWERS, NICOLE | 25 Fly 8 & Under | | 7 | + .35 |
| Boys Event 18.51 | 10 JANOSKY, RICHARD | 25 Fly 8 & Under | | 4 | - .24 |
| Boys Event 35.10 | 12 TAYLOR, RYAN | 50 Fly 9-10 | | 5 | - .80 |
| Girls Event 32.52 | 13 BOYD, ERIN | 50 Fly 11-12 | | 3 | + .59 |
| Boys Event 1:03.02 | 16 BOYER, DAVID | 100 Fly 13-14 | | 5 | + .69 |

M E E T R E S U L T S R E P O R T

DOVER AREA AQUATIC CLUB Course: Yards
 FC SL ALLSTARS CHAMPS 02/23/97

| Time | Swimmer | Age | PL | Pts | Improv |
|------------------------------|---|----------|--------|--------|-----------------|
| Girls Event 37.53 | 17 50 Free 8 & Under FLOWERS, NICOLE | 8 | 3 | 4 | - .06 |
| Boys Event 37.18 | 18 50 Free 8 & Under JANOSKY, RICHARD | 7 | 5 | 2 | - .65 |
| Girls Event 1:09.33 | 19 100 Free 9-10 GEPFER, BREYANNA | 10 | 1 | 7 | + .66 |
| Girls Event 1:02.81 | 21 100 Free 11-12 BOYD, ERIN | 12 | 3 | 4 | + .46 |
| Boys Event 1:09.85 | 22 100 Free 11-12 RUPPERT, NATHAN | 11 | 6 | 1 | + 1.30 |
| Boys Event 56.18 57.75 | 24 100 Free 13-14 BUBB, GRANT KENNEY, JUSTIN | 14 14 | 3 5 | 4 2 | + .42 + .84 |
| Boys Event 20.70 21.15 | 26 25 Back 8 & Under RUBRITZ, JONATHAN WILLOW, TANNER | 7 8 | 2 3 | 5 4 | + .55 + .40 |
| Girls Event 35.65 | 27 50 Back 9-10 GEPFER, BREYANNA | 10 | 1 | 7 | + .76 |
| Boys Event 37.37 | 28 50 Back 9-10 TAYLOR, RYAN | 10 | 2 | 5 | - 1.48 |
| Girls Event 34.25 | 29 50 Back 11-12 SPANGLER, STEPHANIE | 12 | 3 | 4 | - .19 |
| Girls Event 1:10.33 | 31 100 Back 13-14 LANE, CARRIE | 14 | 4 | 3 | - 1.11 |
| Boys Event 1:18.72 | 32 100 Back 13-14 MARCH, MATTHEW | 13 | 5 | 2 | + 1.41 |
| Boys Event 19.34 19.58 | 34 25 Free 8 & Under WILLOW, TANNER ARMSTEAD, RYAN | 8 7 | 4 6 | 3 1 | + .46 + 1.62 |
| Boys Event 35.08 | 36 50 Free 9-10 MELHORN, SHANE | 9 | 1 | - | + 1.40 |
| Boys Event 31.27 | 38 50 Free 11-12 BARTKOWSKI, CHRIS | 12 | 3 | 4 | - .37 |

M E E T R E S U L T S R E P O R T

DOVER AREA AQUATIC CLUB Course: Yards
 FC SL ALLSTARS CHAMPS 02/23/97

| Time | Swimmer | Age | PL | Pts | Improv |
|---------------------------------------|---|-------------|-------------|-------------|------------------------------------|
| Boys Event 25.68 | 40 50 Free 13-14 BUBB, GRANT | 14 | 3 | 4 | + .31 |
| Boys Event 1:30.06 | 42 100 IM 9-10 WILEY, ADAM | 10 | 5 | 2 | - 1.15 |
| Girls Event 1:13.28 | 43 100 IM 11-12 TAYLOR, LINDSAY | 12 | 2 | 5 | - 1.22 |
| Boys Event 1:18.94 | 44 100 IM 11-12 HOFFMAN, TRAVIS | 12 | 4 | 3 | + .39 |
| Girls Event 2:25.30 | 45 200 IM 13-14 TAYLOR, ERIN | 14 | 1 | 7 | + .24 |
| Boys Event 2:28.69 | 46 200 IM 13-14 BOYER, DAVID | 14 | 5 | 2 | + 2.57 |
| Boys Event 22.74 24.39 26.34 | 48 25 Breast 8 & Under RUBRITZ, JONATHAN RUPPERT, DANIEL ARMSTEAD, RYAN | 7 8 7 | 2 4 6 | 5 3 1 | - .12 + 1.26 + 2.18 |
| Boys Event 44.15 | 50 50 Breast 9-10 MELHORN, SHANE | 9 | 5 | 2 | + 1.64 |
| Girls Event 37.61 | 51 50 Breast 11-12 TAYLOR, LINDSAY | 12 | 2 | 5 | - .42 |
| Boys Event 40.13 42.83 | 52 50 Breast 11-12 HOFFMAN, TRAVIS RUPPERT, NATHAN | 12 11 | 3 6 | 4 1 | + 1.02 - .09 |
| Girls Event 1:17.98 | 53 100 Breast 13-14 TAYLOR, ERIN | 14 | 4 | 3 | + 1.31 |
| Boys Event 1:07.68 1:29.92 | 54 100 Breast 13-14 SPANGLER, ADAM TAWNEY, DJ | 13 13 | 1 6 | 7 1 | - 1.22 + .84 |
| Mixed Event 1:12.01 | 56 100 Free 8 & Under RELAY A JANOSKY, RICHARD RUBRITZ, JONATHAN WILLOW, TANNER | | 1 | 14 | - |
| Mixed Event 2:25.28 | 57 200 Free 9-10 RELAY A GEPFER, BREYANNA RUBRITZ, ELIZABETH FLOWERS, NICOLE | | 6 | 2 | - |
| | | | | | RUPPERT, DANIEL HOWELL, CAITLIN |

M E E T R E S U L T S R E P O R T

DOVER AREA AQUATIC CLUB Course: Yards
 FCSL ALLSTARS CHAMPS 02/23/97

| Time | Relay | Age | PL | Pts | Improv |
|--|---|-----------------|----|-----------------|--------|
| Mixed Event 58 2:21.60 TAYLOR, RYAN | 200 Free 9-10 RELAY A MELHORN, SHANE | | | | |
| | | | 2 | 10 | - |
| | | WILEY, ADAM | | CALDWELL, TOM | |
| Mixed Event 59 1:59.53 BOYD, ERIN | 200 Free 11-12 RELAY A SPANGLER, STEPHANI | | | | |
| | | | 4 | 6 | - |
| | | MELHORN, MEGAN | | TAYLOR, LINDSAY | |
| Mixed Event 60 2:15.78 BUCHANAN, DANNY | 200 Free 11-12 RELAY A BARTKOWSKI, CHRIS | | | | |
| | | | 5 | 4 | - |
| | | HOFFMAN, TRAVIS | | RUPPERT, NATHAN | |
| Mixed Event 61 1:55.53 LANE, CARRIE | 200 Free 13-14 RELAY A WILLOW, ASHLEY | | | | |
| | | | 4 | 6 | - |
| | | TAYLOR, ERIN | | STAHLE, SAMI JO | |
| Mixed Event 62 1:45.84 MARCH, MATTHEW | 200 Free 13-14 RELAY A KENNEY, JUSTIN | | | | |
| | | | 3 | 8 | - |
| | | BOYER, DAVID | | BUBB, GRANT | |